

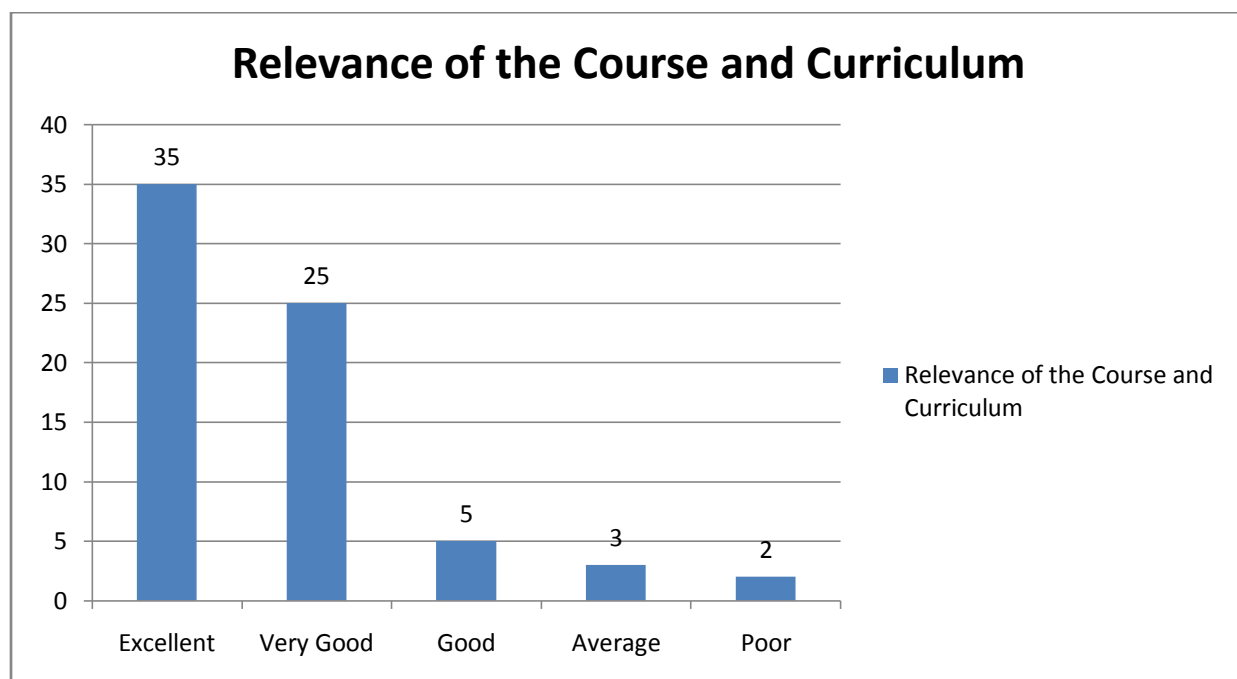


Analysis of Alumni Feedback Data for Academic Session—2022-2023
Prepared by IQAC, P. B. College, Gauripur

The IQAC of P. B. College collects data/information from Alumni regularly. Regarding Feedback Analysis, questionnaires has been prepared with some parameters such as relevance of the course and curriculum, functional nature of the course, co-curricular activities in the college, influence of campus environment, library facilities, college's contribution in instilling values and ethics, contribution of the college in the overall personality development, job-oriented syllabus, campus safety & security and infrastructure & facilities provided by the college. The questionnaire is created offline mode and distributed to the alumni. There are 70 responses in total to the survey. The input that parents submitted is summarized below:

1. Relevance of the Course and Curriculum

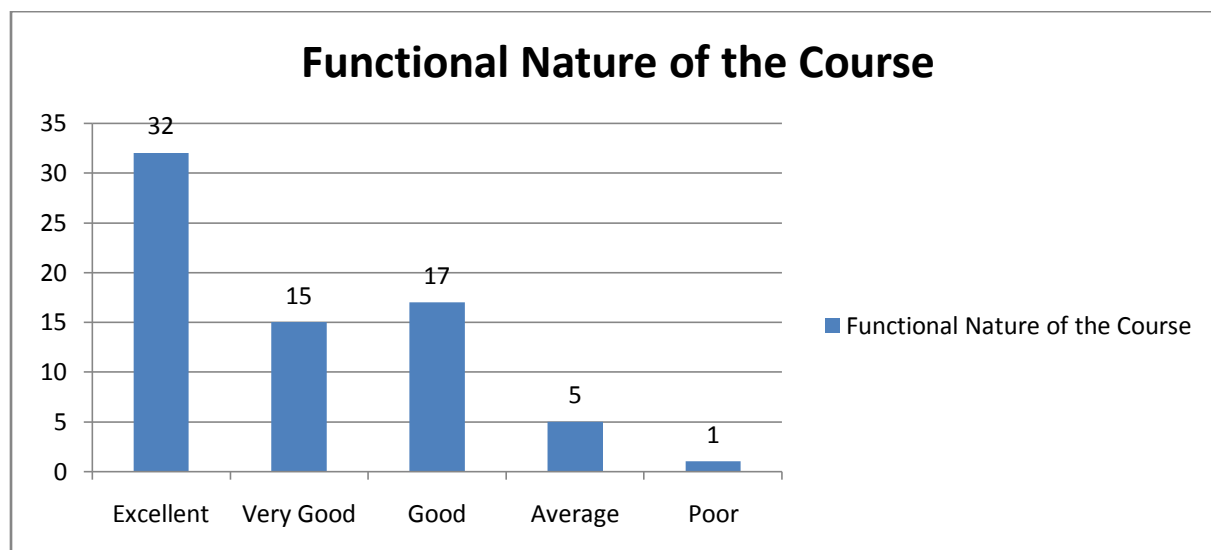
Particulars	Excellent	Very Good	Good	Average	Poor	Total
No. of Responses	35	25	5	03	02	70
In Percentage	50%	35.71%	7.14%	4.29%	2.86%	100





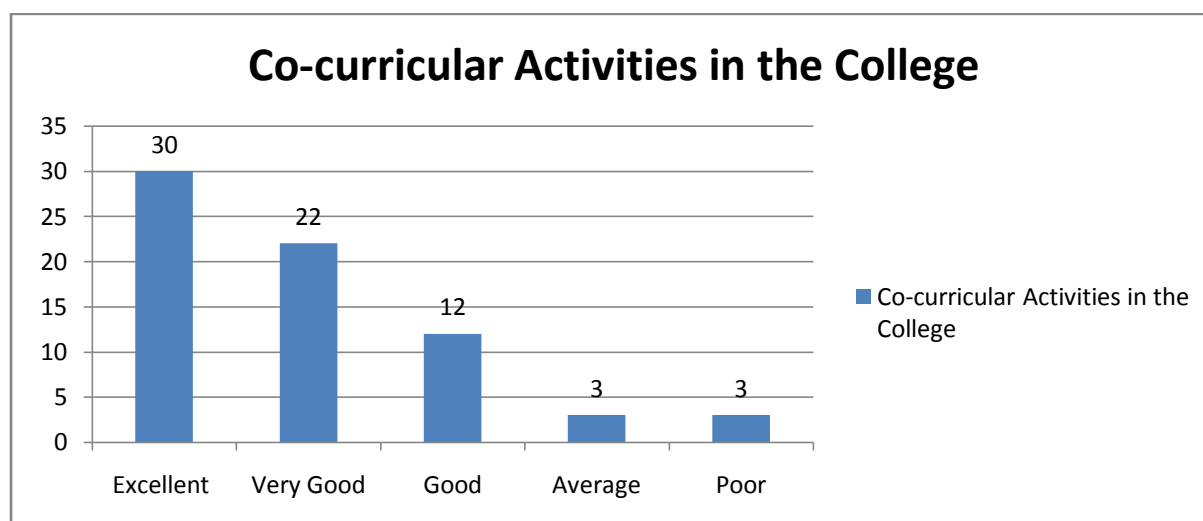
2. Functional Nature of the Course

Particulars	Excellent	Very Good	Good	Average	Poor	Total
No. of Responses	32	15	17	05	01	70
In Percentage	45.71%	21.43%	24.29%	7.14%	1.43%	100



3. Co-curricular Activities in the College

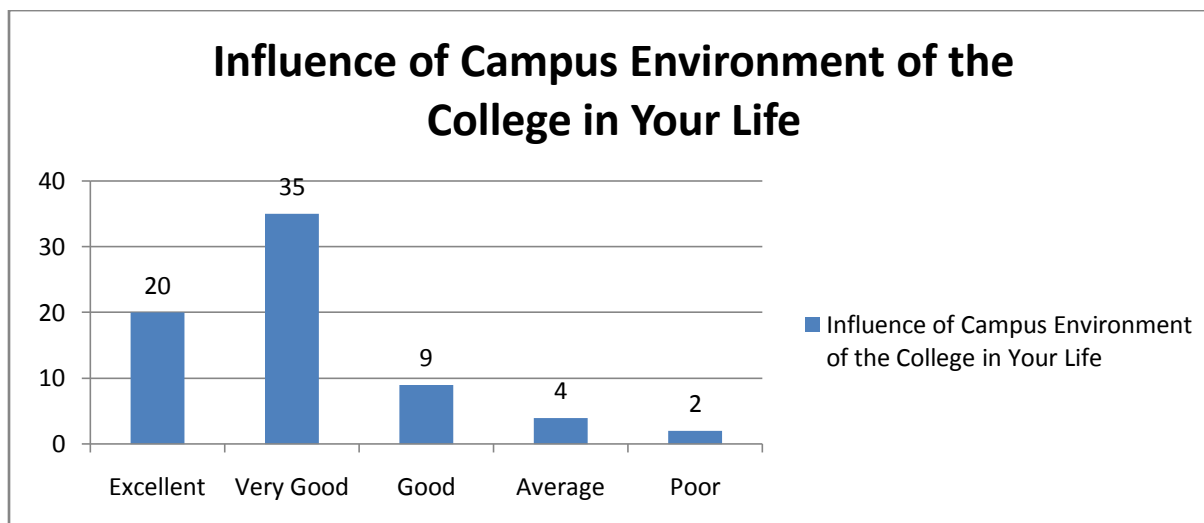
Particulars	Excellent	Very Good	Good	Average	Poor	Total
No. of Responses	30	22	12	03	03	70
In Percentage	42.85%	31.45%	17.14%	4.28%	4.28%	100





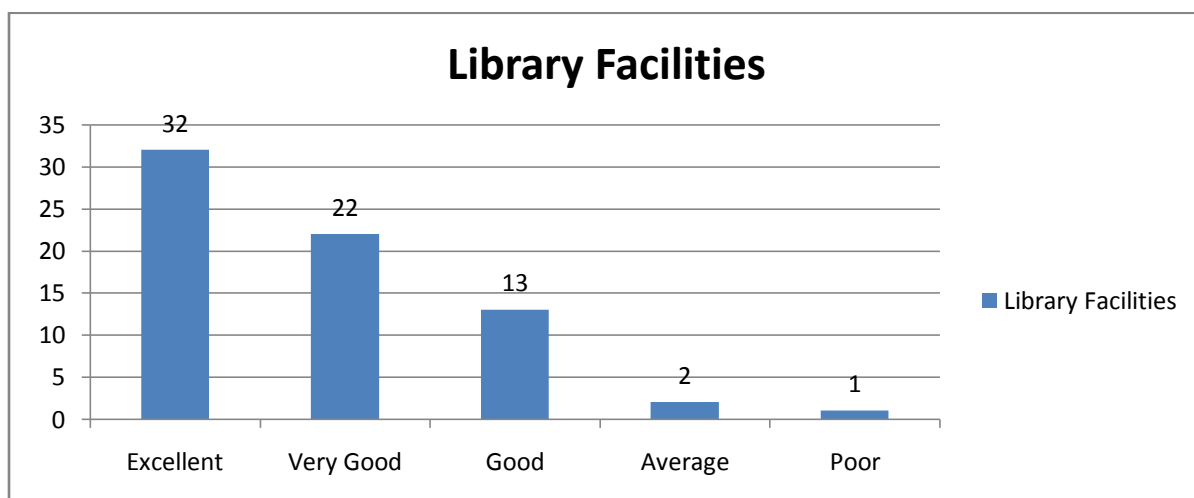
4. Influence of Campus Environment of the College in Your Life

Particulars	Excellent	Very Good	Good	Average	Poor	Total
No. of Responses	20	35	09	04	02	70
In Percentage	28.57%	50%	12.86%	5.71%	2.86%	100



5. Library Facilities

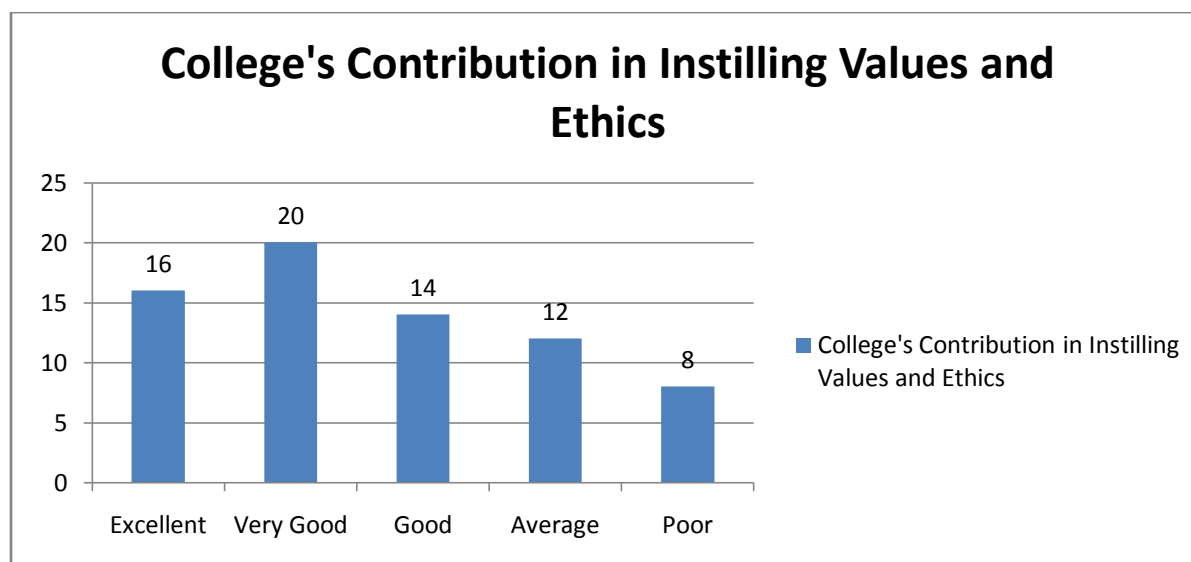
Particulars	Excellent	Very Good	Good	Average	Poor	Total
No. of Responses	32	22	13	02	01	70
In Percentage	45.71%	31.43%	18.57%	2.86%	1.43%	100





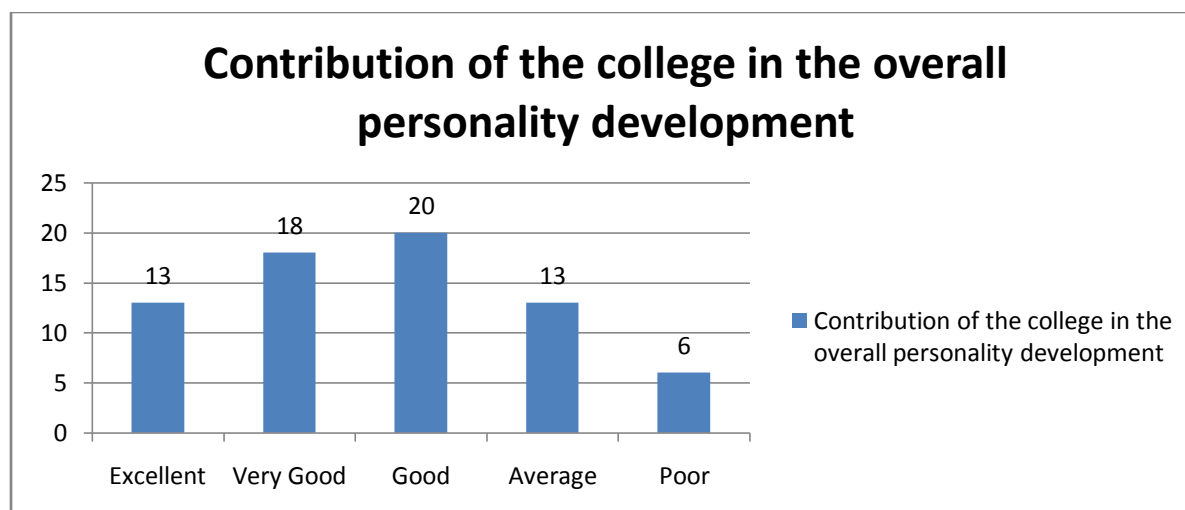
6. College's Contribution in Instilling Values and Ethics

Particulars	Excellent	Very Good	Good	Average	Poor	Total
No. of Responses	16	20	14	12	08	70
In Percentage	22.86%	28.57%	20.14%	17.14%	11.43%	100



7. Contribution of the College in the Overall Personality Development

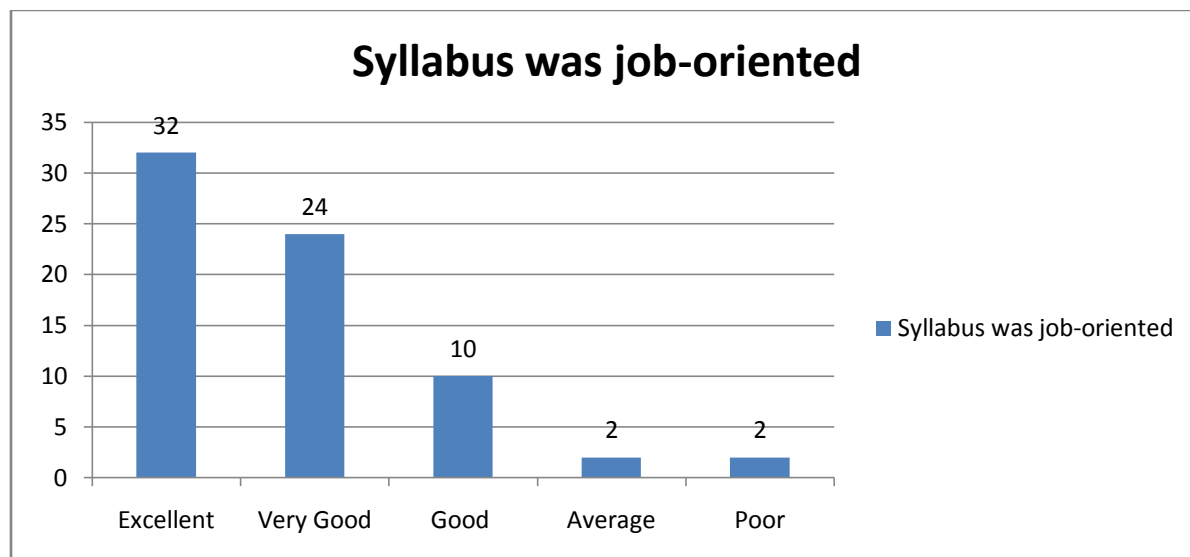
Particulars	Excellent	Very Good	Good	Average	Poor	Total
No. of Responses	13	18	20	13	06	70
In Percentage	18.57%	25.71%	28.57%%	18.57%	8.57%	100





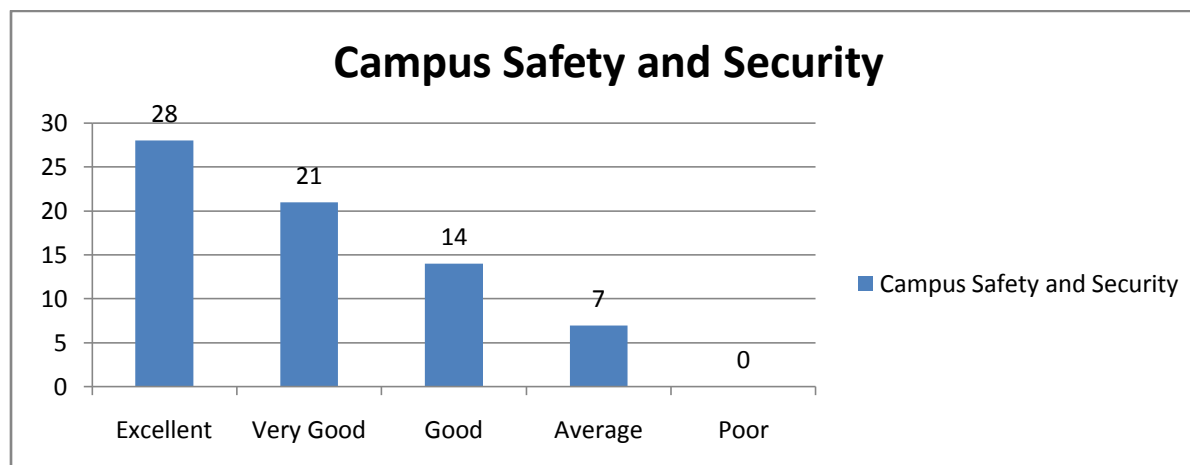
8. Syllabus was Job-oriented.

Particulars	Excellent	Very Good	Good	Average	Poor	Total
No. of Responses	32	24	10	02	02	70
In Percentage	45.71%	34.29%	14.28%	2.86%	2.86%	100



9. Campus Safety and Security

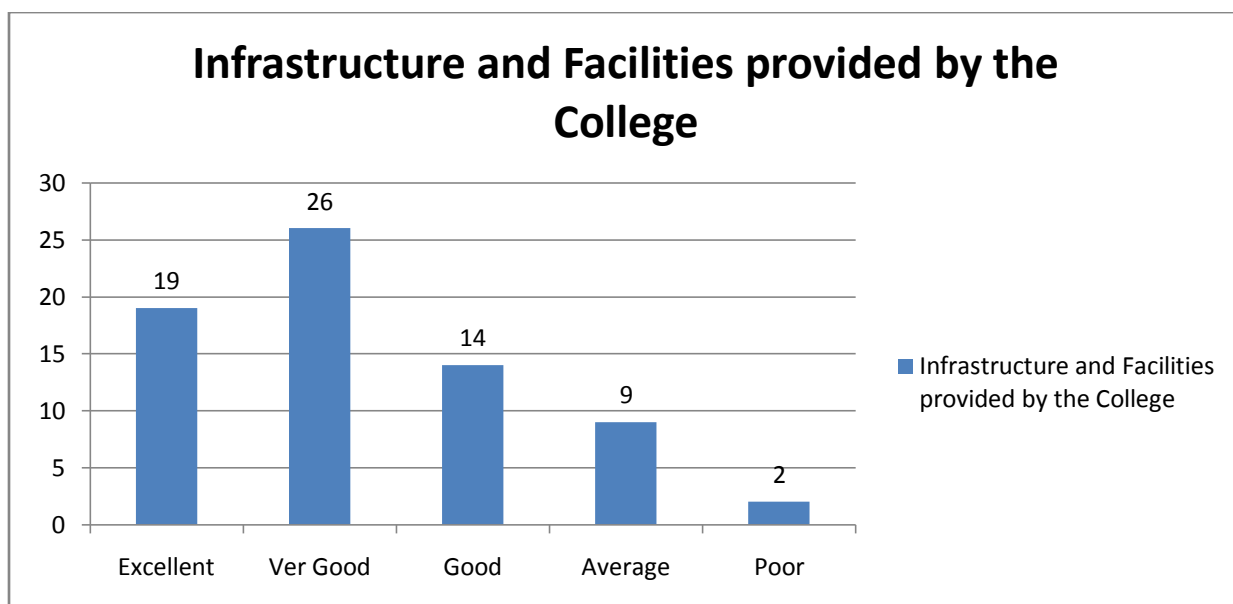
Particulars	Excellent	Very Good	Good	Average	Poor	Total
No. of Responses	28	21	14	07	0	70
In Percentage	40%	30%	20%	10%	0%	100





10. Infrastructure and facilities provided by the College

Particulars	Excellent	Very Good	Good	Average	Poor	Total
No. of Responses	19	26	14	09	02	70
In Percentage	27.14%	37.14%	20%	12.86%	2.86%	100



Feedback Summary and conclusion:

The findings of the feedback have been summarized as follows: -

- 92.85% of Alumni responded positive regarding relevance of the course and curriculum, followed by 4.29% responded average and lastly 2.86% responded it as poor.
- 91.43% of the Alumni responded positive regarding functional nature of course, followed by 7.14% responded as average and 1.43% responses are recorded as poor.
- 91.44% responses are recorded as positive for co-curricular activities in the college, 4.28% responded as average and 4.28% alumni responded it as poor.
- 91.43% alumni responded as positive influenced of the campus environment in their life, while 5.71% responded it as average and 2.86% alumni responded it as poor.
- 95.89% responses are recorded as positive for library facility, while 2.86% are average and 1.43% responded as poor.
- 71.57% alumni responded positively for College's Contribution in Instilling Values and Ethics, 17.14% responded it as average and 11.43% responded it poor.
- 72.85% of the alumni agrees contribution of the college in the overall personality development, 18.57% of the alumni responded it as average and 8.57% as poor.
- 94.28% alumni agrees that syllabus was job-oriented, 2.86% alumni responded it as average and 2.86% alumni responded it as poor.



9. 90% of the alumni was positive regarding college safety and security, 10% responded it average.
10. 84.28% of the alumni responded positive about the infrastructure and facilities provided by the college, 12.86% responded it as average and 2.86% responded it as poor.

Recommendation:

1. The college needs to make the college campus only for Degree Programme and HS courses should be stopped.
2. The college needs to organize more number of career oriented programmes.
3. There should be separate Library Building and it should provide more facilities.
4. The Infrastructure of the college needs to be developed constructing new building.
5. PG Courses should be introduced.