

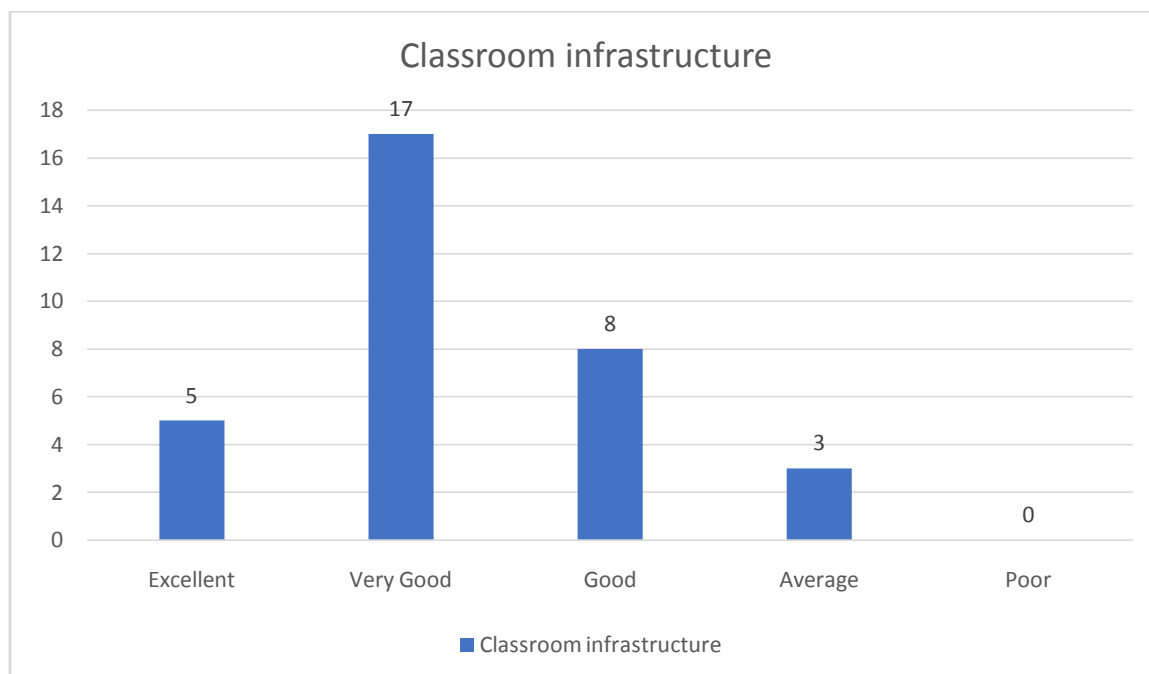


## Analysis of Teachers Feedback Data for academic Session 2018-19

### P.B. College, Gauripur, Dist: Dhubri, Assam

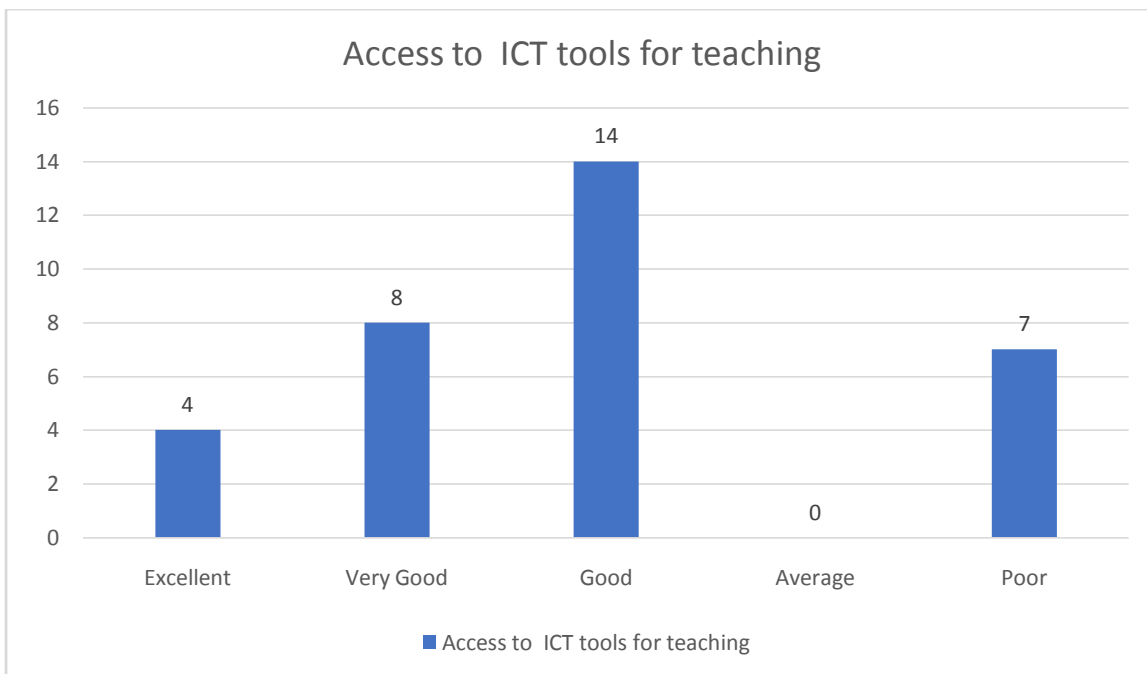
#### 1. Classroom infrastructure

	Excellent	Very Good	Good	Average	Poor	Total
No of Responses	05	17	08	03	0	<b>33</b>
In %	15.15%	51.52%	24.24%	9.09%	0	<b>100</b>



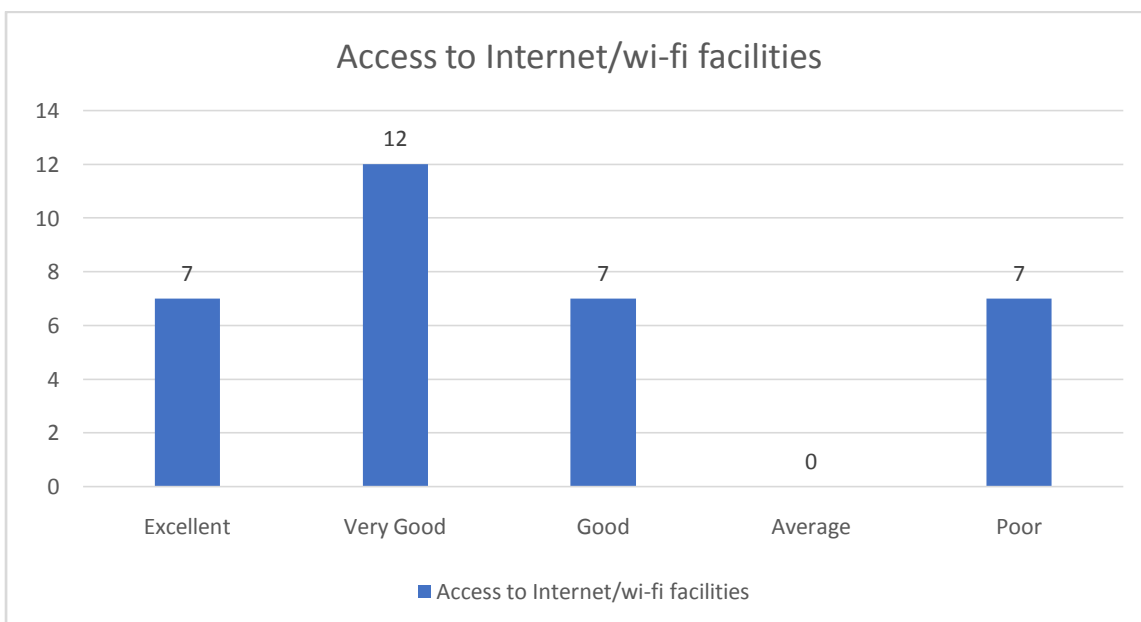
#### 2. Access to ICT tools for teaching

	Excellent	Very Good	Good	Average	Poor	Total
No of Responses	04	08	14	0	07	<b>33</b>
In %	12.12%	24.24%	42.42%	0	21.21%	<b>100</b>



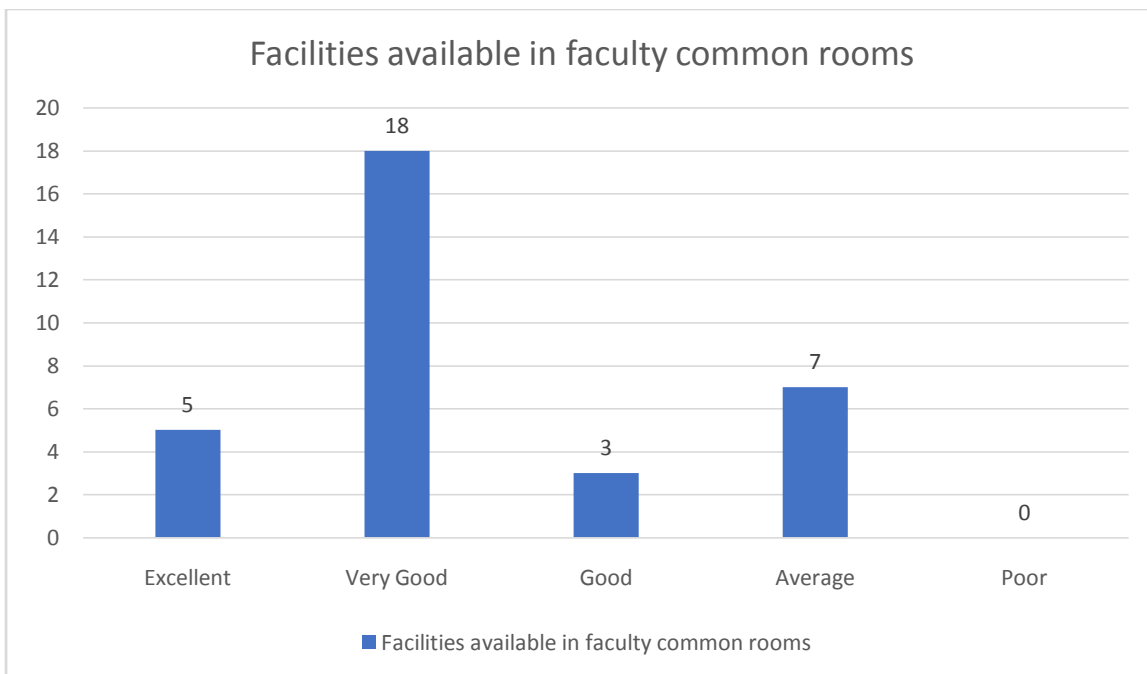
3. Access to Internet/Wi-fi facilities

	Excellent	Very Good	Good	Average	Poor	Total
No of Responses	07	12	07	0	07	<b>33</b>
In %	21.21%	36.36%	31.21%	0	21.21%	<b>100</b>



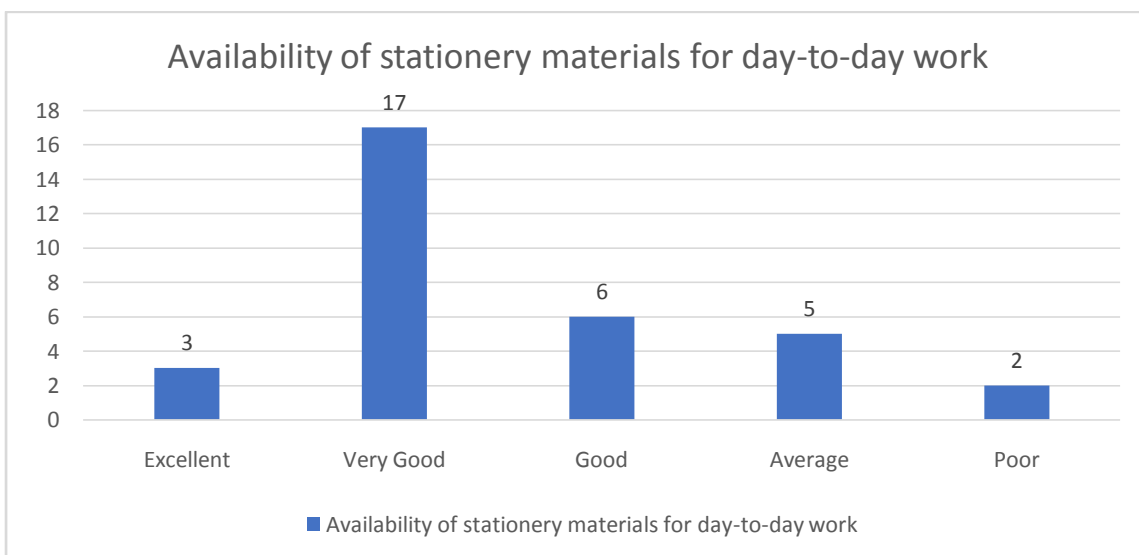
4. Facilities available in faculty common rooms

	Excellent	Very Good	Good	Average	Poor	Total
No of Responses	05	18	03	07	0	<b>33</b>
In %	15.15%	54.55%	9.09%	21.21%	0	<b>100</b>



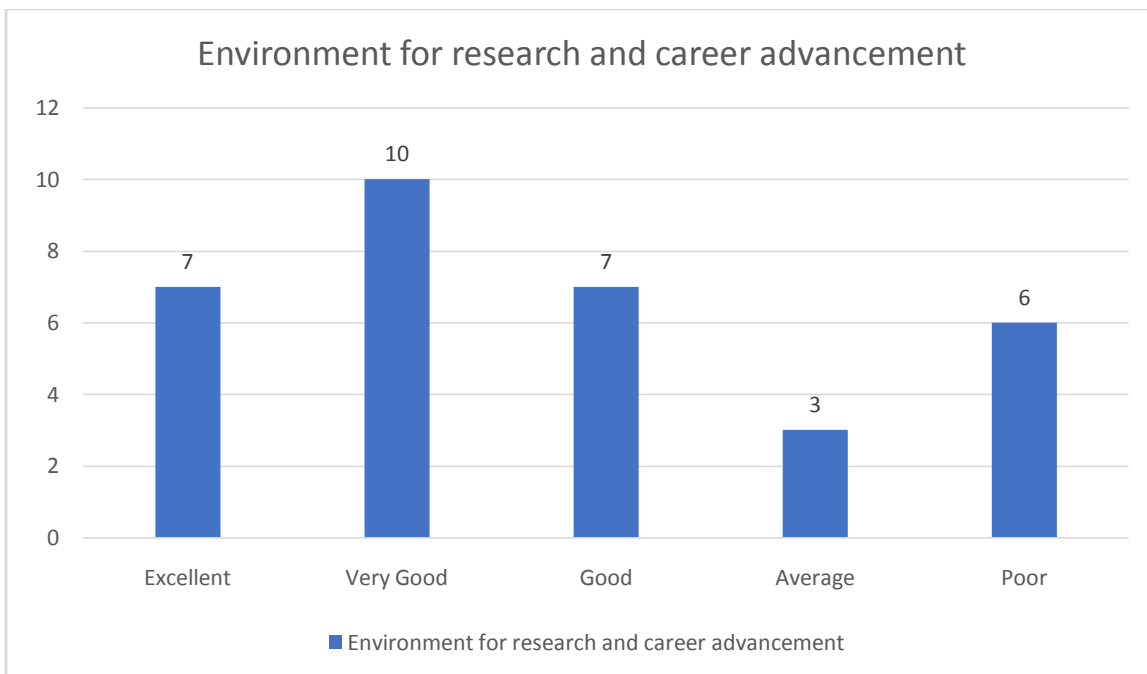
5. Availability of stationery materials for day-to-day work

	Excellent	Very Good	Good	Average	Poor	Total
No of Responses	03	17	06	05	02	<b>33</b>
In %	9.09%	51.52%	18.18%	15.15%	6.06%	<b>100</b>



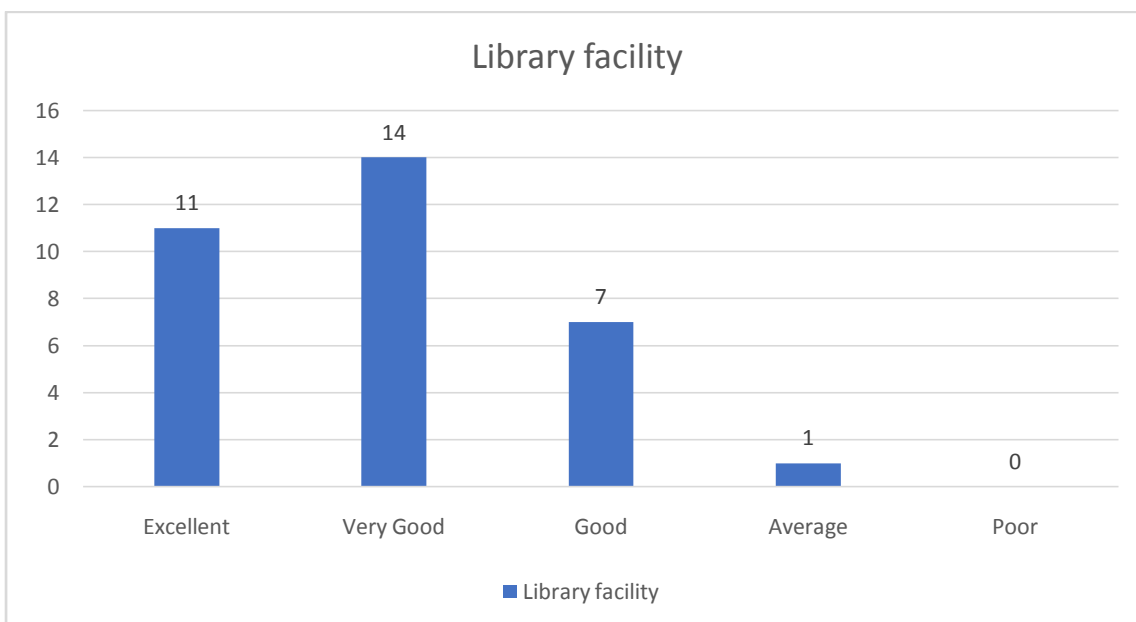
6. Environment for Research and career Advancement

	Excellent	Very Good	Good	Average	Poor	Total
No of Responses	07	10	07	03	06	<b>33</b>
In %	21.21%	30.30%	21.21%	9.09%	18.18%	<b>100</b>



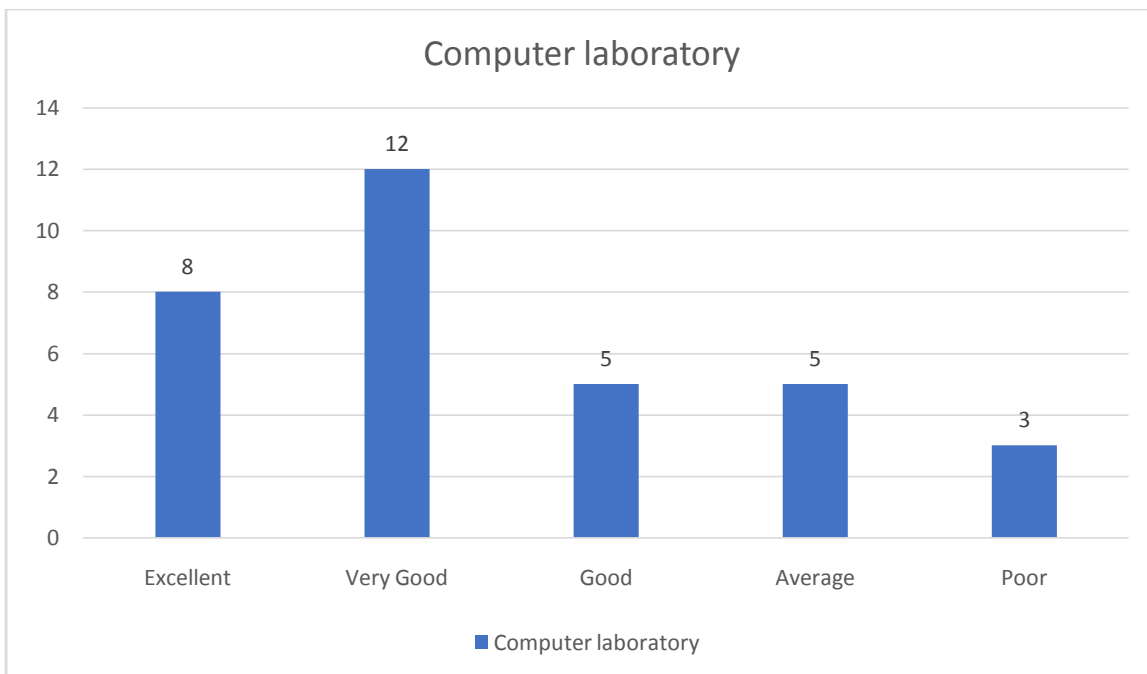
7. Library facilities

	Excellent	Very Good	Good	Average	Poor	Total
No of Responses	11	14	07	01	0	<b>33</b>
In %	33.33%	42.42%	21.21%	3.03%	0	<b>100</b>



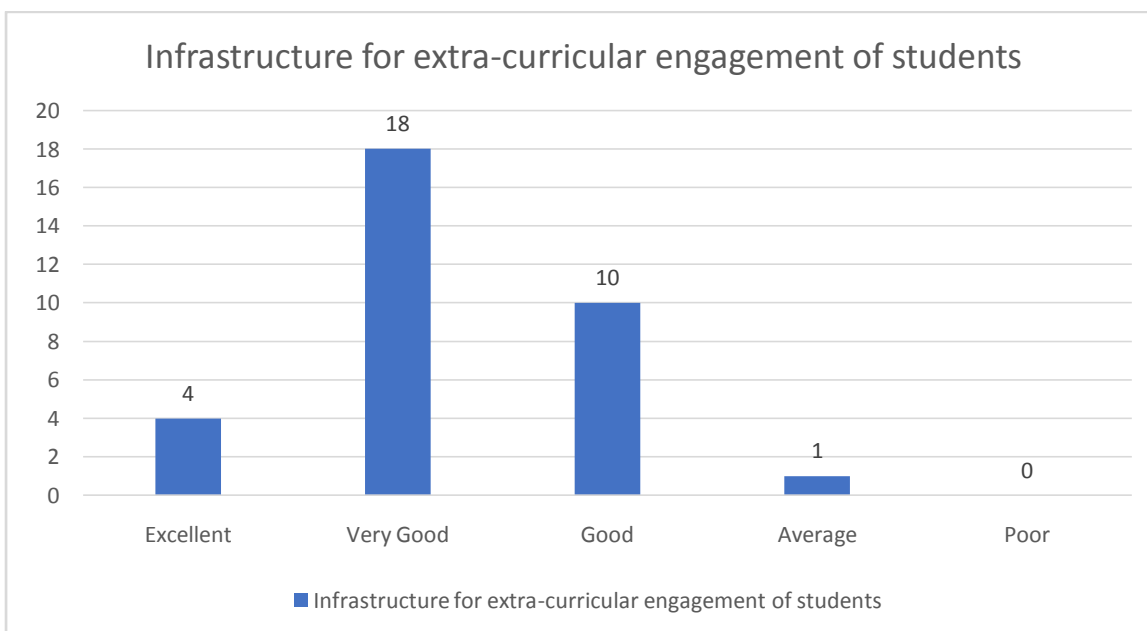
8. Computer laboratory

	Excellent	Very Good	Good	Average	Poor	Total
No of Responses	08	12	05	05	03	<b>33</b>
In %	24.24%	36.36%	15.15%	15.15%	9.09%	<b>100</b>



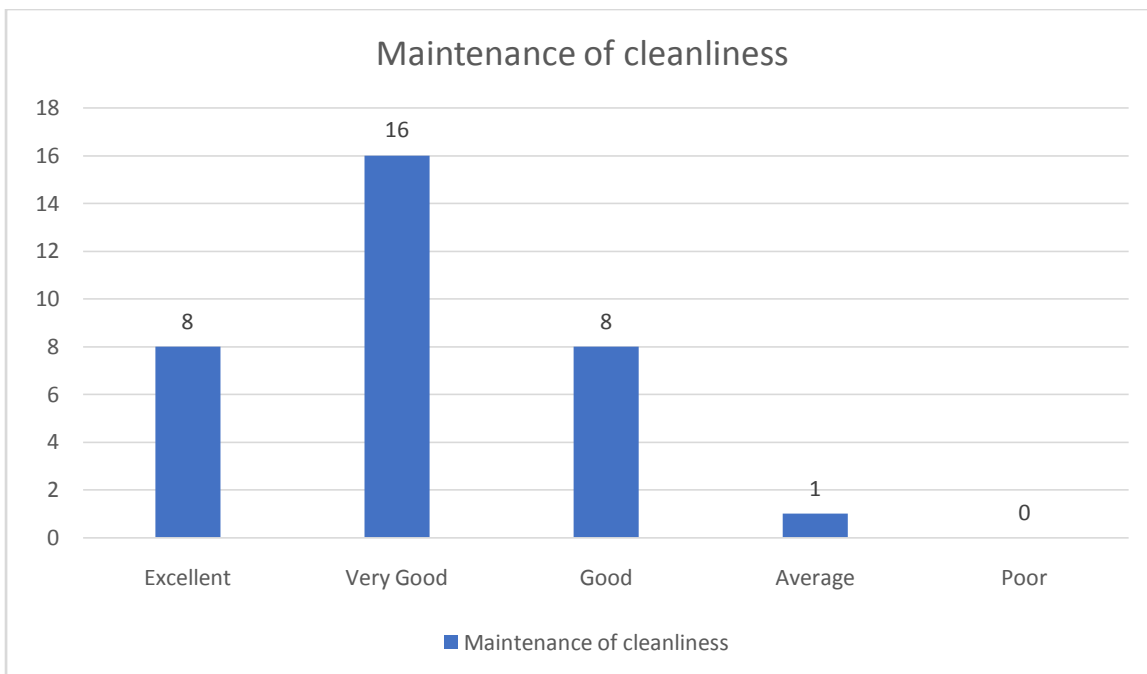
9. Infrastructure for extra-curricular engagement of students

	Excellent	Very Good	Good	Average	Poor	Total
No of Responses	04	18	10	01	0	<b>33</b>
In %	12.12%	54.55%	30.30%	3.03%	0	<b>100</b>



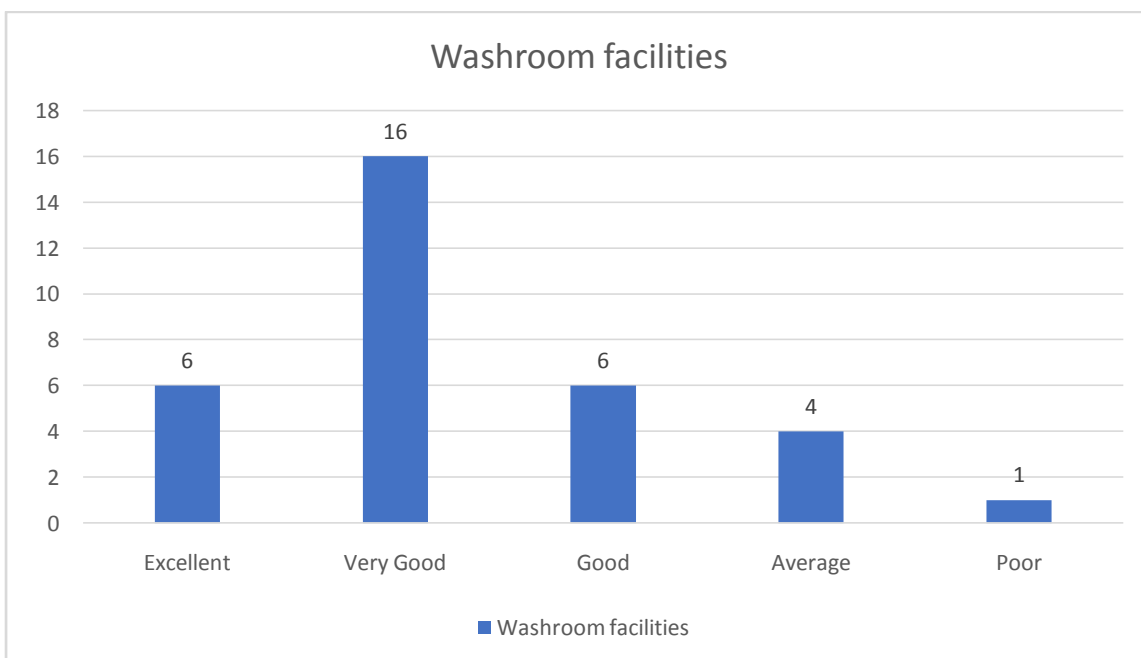
10. Maintenance of cleanliness

	Excellent	Very Good	Good	Average	Poor	Total
No of Responses	08	16	08	01	0	<b>33</b>
In %	24.24%	48.48%	24.24%	3.03%	0	<b>100</b>



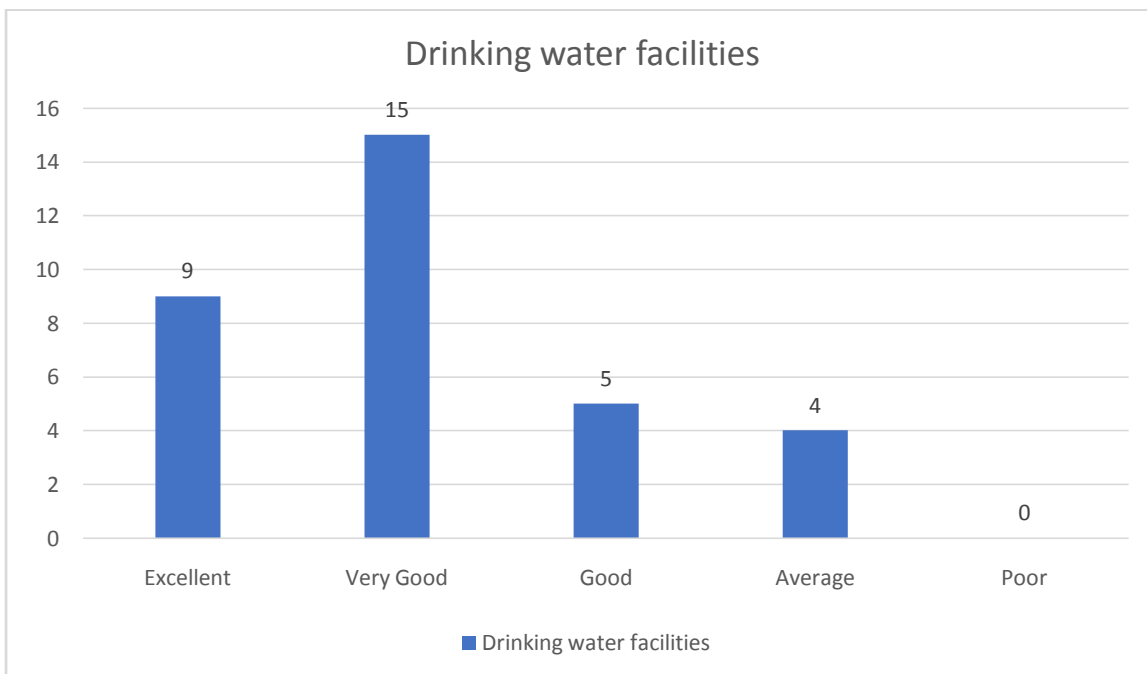
#### 11. Washroom facilities

	Excellent	Very Good	Good	Average	Poor	Total
No of Responses	06	16	06	04	01	<b>33</b>
In %	18.18%	48.48%	18.18%	12.12%	3.03%	<b>100</b>



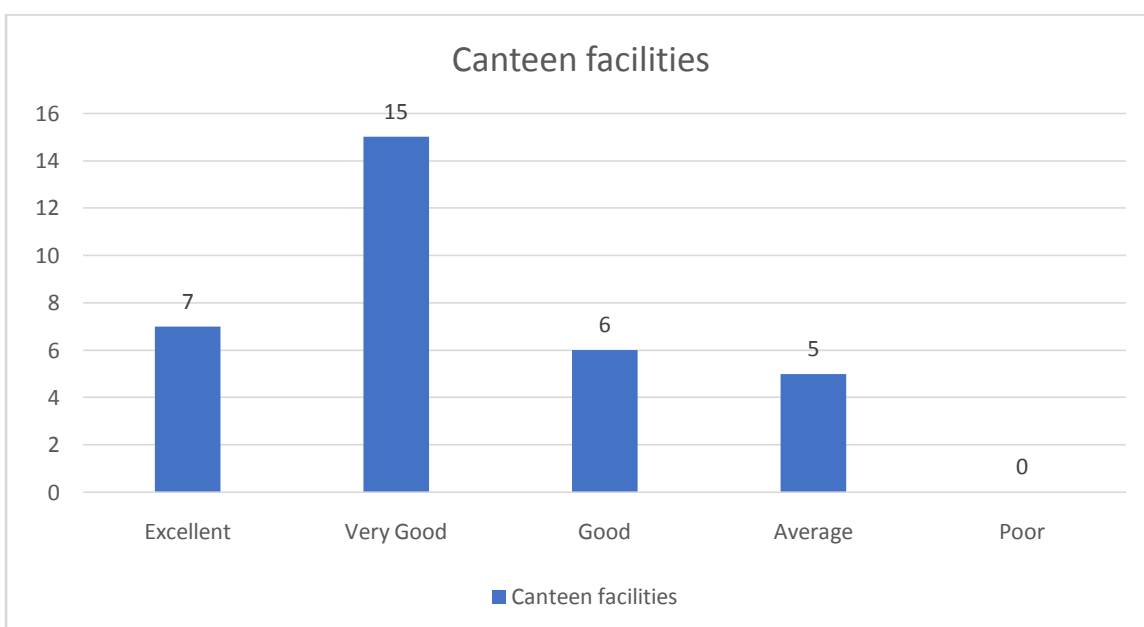
#### 12. Drinking water facilities

	Excellent	Very Good	Good	Average	Poor	Total
No of Responses	09	15	05	04	0	<b>33</b>
In %	27.27%	45.45%	15.15%	12.12%	0	<b>100</b>



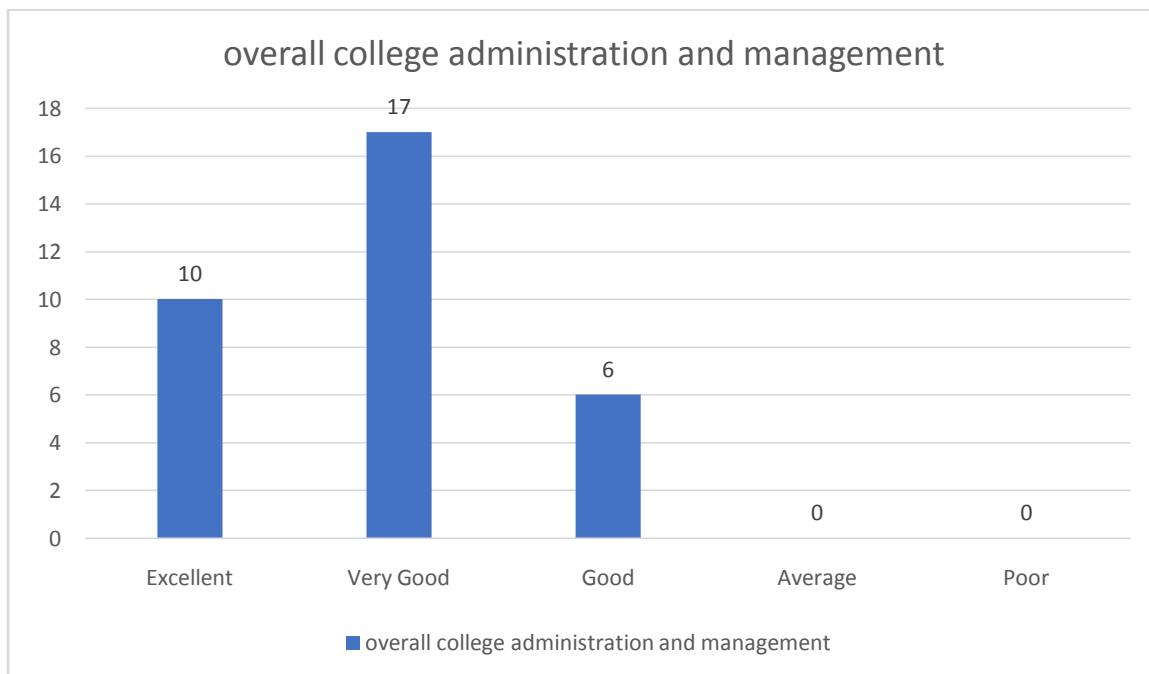
#### 13. Canteen facilities

	Excellent	Very Good	Good	Average	Poor	Total
No of Responses	07	15	06	05	0	<b>33</b>
In %	21.21%	45.45%	18.18%	15.15%	0	<b>100</b>



#### 14. Overall college administration and management

	Excellent	Very Good	Good	Average	Poor	Total
No of Responses	10	17	06	0	0	<b>33</b>
In %	30.30%	51.52%	18.18%	0	0	<b>100</b>



### Feedback Summary and Conclusion

The teachers' feedback of Pramathesh Barua College, Gauripur for the academic session 2018-19 was collected from total 33 nos of teachers through questionnaires. The feedback focus on various aspects such as Classroom infrastructure, access to ICT, Access to Internet, facilities in teachers' common room, availability of stationery, environment for research, library facilities and so on.

Pramathesh Barua College has well infrastructure to support the student's community. 90.91% of the teachers is satisfied with the infrastructure facilities while 9.09% of the teachers voted as average infrastructure. College also has supportive infrastructure facilities for extra-curricular activities.

The teachers of the Pramathesh Barua College use ICT tools, PowerPoint presentation, teaching aids etc. They are well connected with students through email, WhatsApp etc. The teachers are very efficient. 78.79 % of the teachers are satisfied with the ICT facilities in the college campus.

Internet facilities has become an essential parts of educational institutions now-a-days. College provides a well-connected internet/Wi-Fi facility to its students and teachers for smooth functioning of their day-to-day work. 78.79% of the teachers are satisfied with internet facility available in the college campus.

The college administration had left no stone unturned in supporting and providing every facility to the teachers either it be facilities in teachers common room or stationery support for day-to-day work.

The library of the college supports reading and literacy among teachers and students' community. It forms habits and tradition among students. While the computer laboratory facility enhances the skills and analytical abilities of the students. 33.33% of the teachers agrees that college has excellent library facility. Similarly, 42.42% of the teachers gave as very good and 21.21% of the teachers agrees as a good library facility in the campus, while 3.03% of the teachers mark library facility as average. 75.76% of the teachers marked as excellent or very good or good in terms of computer lab facility in the campus.





The college has cleaned and green campus area. 96.97% of the teachers are satisfied with maintenance of cleanliness in the college campus. Besides this, the college provides washroom facilities, drinking water facility and canteen facility. The over all administration and management is excellent since no teachers has marked it as either average or poor.

### **Suggestions**

The teachers have given various suggestions to improve the facility in the college which are as follows: -

1. Building of the college is old which needs to be rebuilt again or must be repaired.
2. More smart classrooms need to be built.
3. College wi-fi network is poor. Internet facility in the college needs to be improved for taking online classes.
4. Quality of food in the canteen should be better.
5. Toilets must be clean and safe to use with proper water and sanitation facilities.

The above feedback analysis provides a valuation insights into both the strengths and weaknesses of the institution. The college administration is encouraged to consider these insights for planning and implantation for the next academic sessions to ensure improvements.