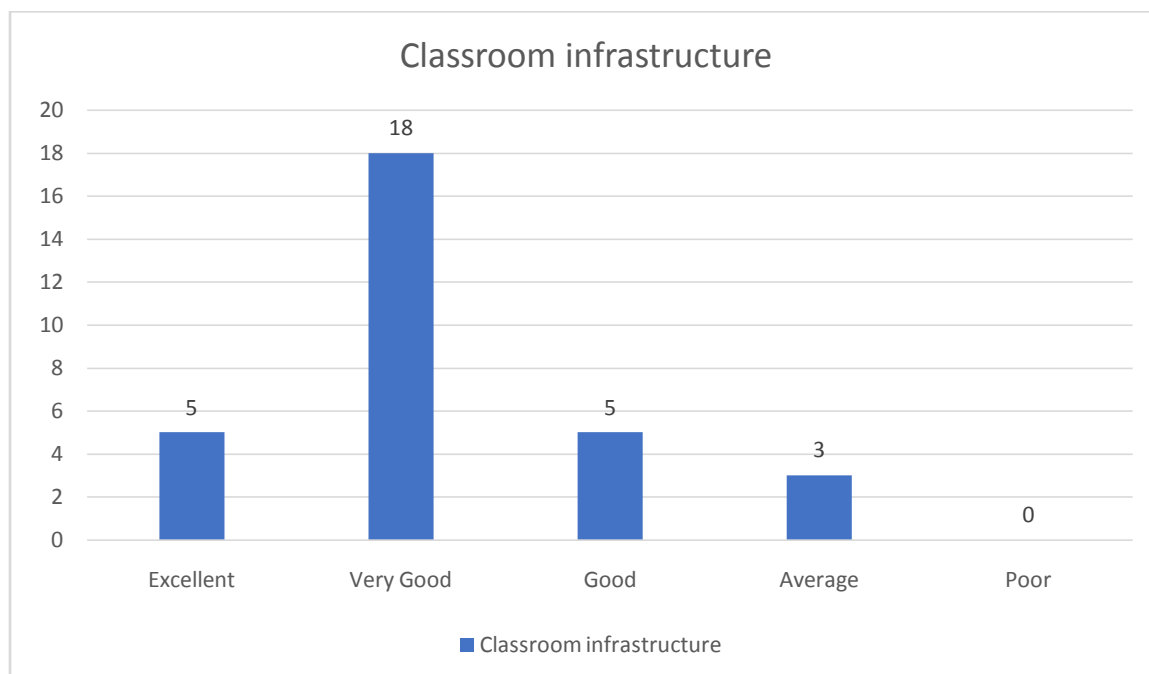




Analysis of Teachers Feedback Data for academic Session 2019-20 P.B. College, Gauripur, Dist: Dhubri, Assam

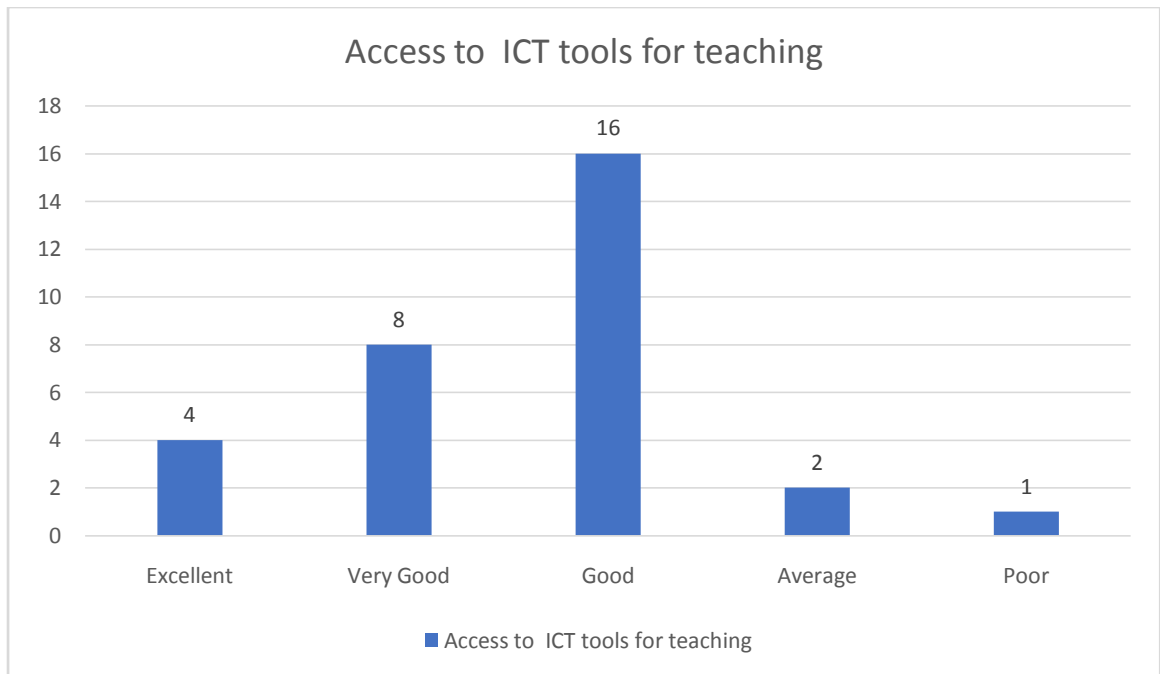
1. Classroom infrastructure

	Excellent	Very Good	Good	Average	Poor	Total
No of Responses	05	18	05	03	0	31
In %	16.13%	58.06%	16.13%	9.68%	0	100



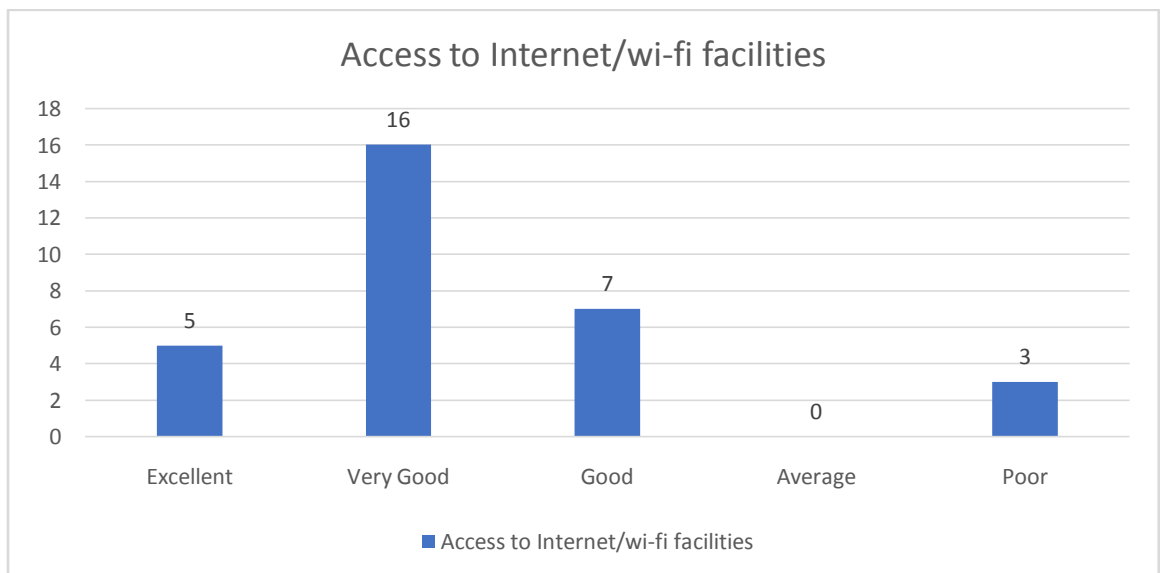
2. Access to ICT tools for teaching

	Excellent	Very Good	Good	Average	Poor	Total
No of Responses	04	08	16	02	01	31
In %	12.90%	25.81%	51.61%	6.45%	3.23%	100



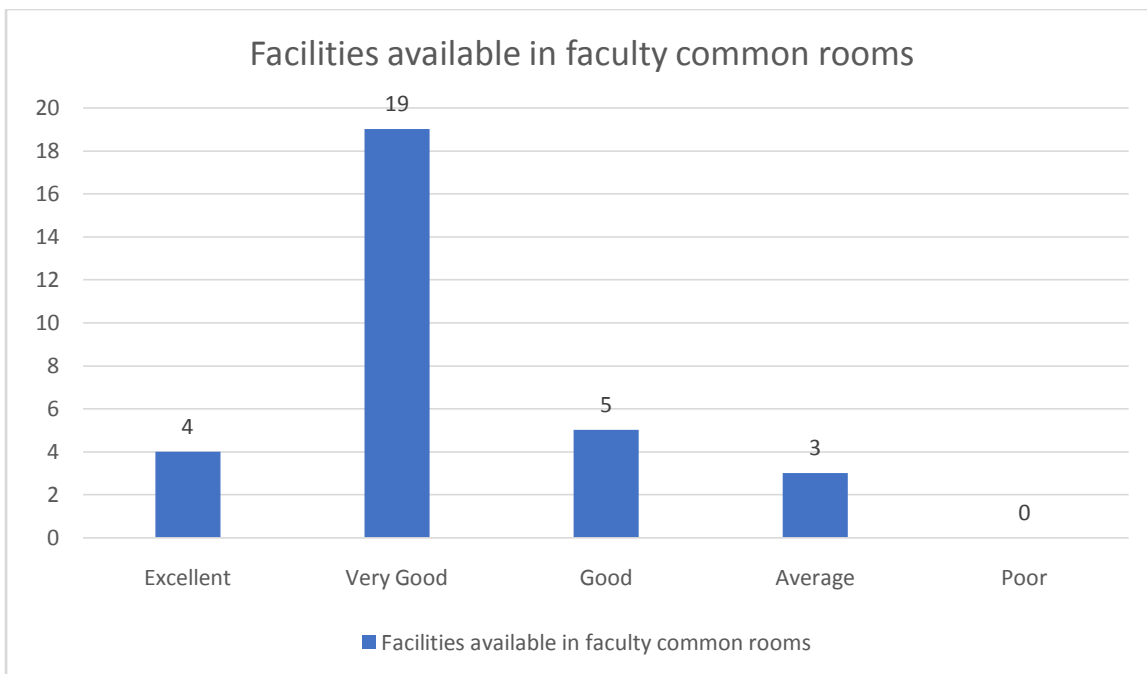
3. Access to Internet/Wi-fi facilities

	Excellent	Very Good	Good	Average	Poor	Total
No of Responses	05	16	07	0	03	31
In %	16.13%	51.61%	22.58%	0	9.68%	100



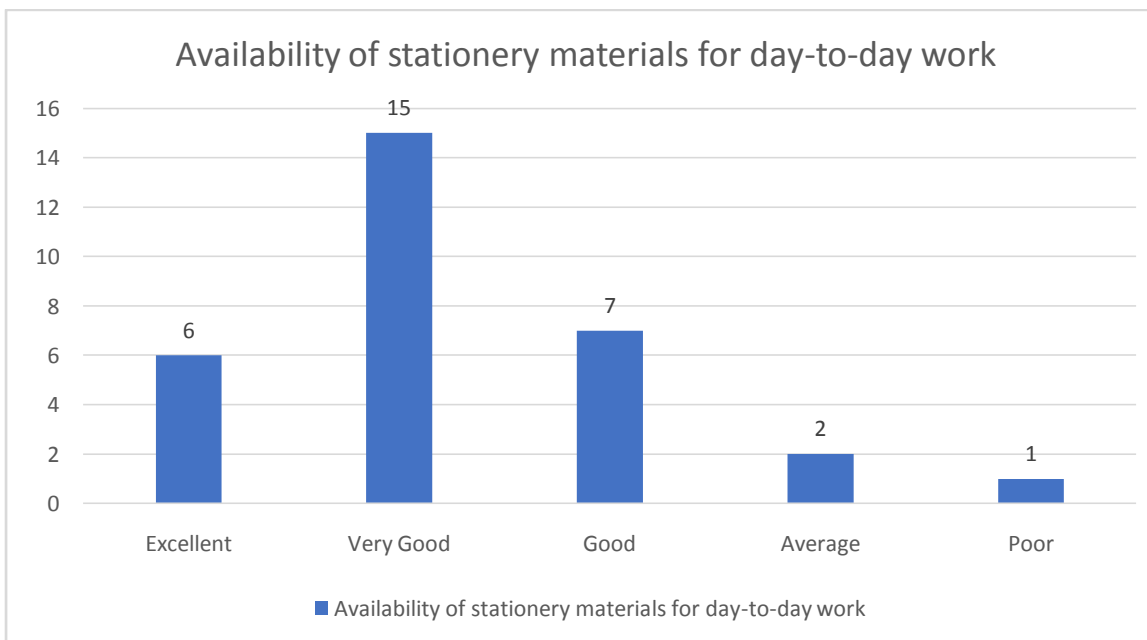
4. Facilities available in faculty common rooms

	Excellent	Very Good	Good	Average	Poor	Total
No of Responses	04	19	05	03	0	31
In %	12.90%	61.29%	16.13%	9.68%	0	100



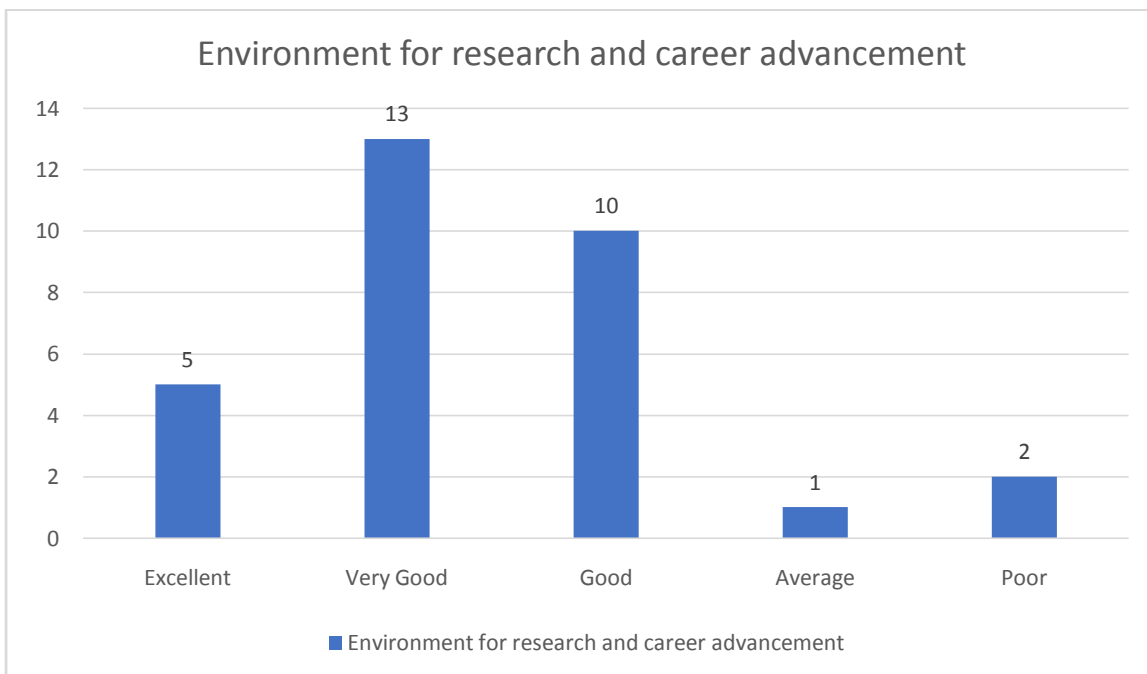
5. Availability of stationery materials for day-to-day work

	Excellent	Very Good	Good	Average	Poor	Total
No of Responses	06	15	07	02	01	31
In %	19.35%	48.39%	22.58%	6.45%	3.23	100



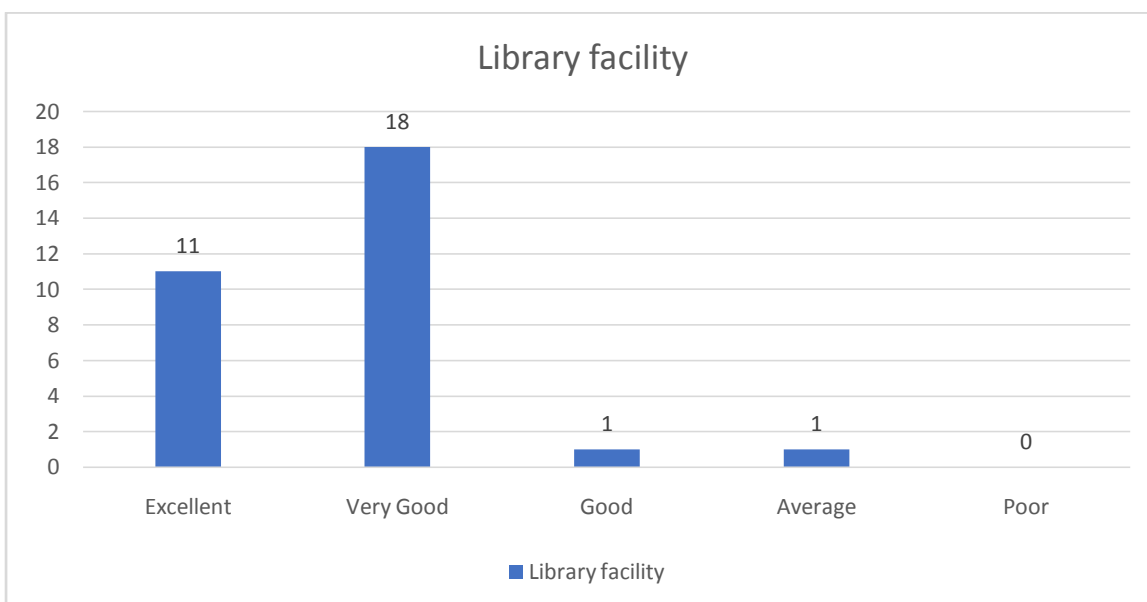
6. Environment for Research and career Advancement

	Excellent	Very Good	Good	Average	Poor	Total
No of Responses	05	13	10	01	02	31
In %	16.13%	41.94%	32.26%	3.22%	6.45%	100



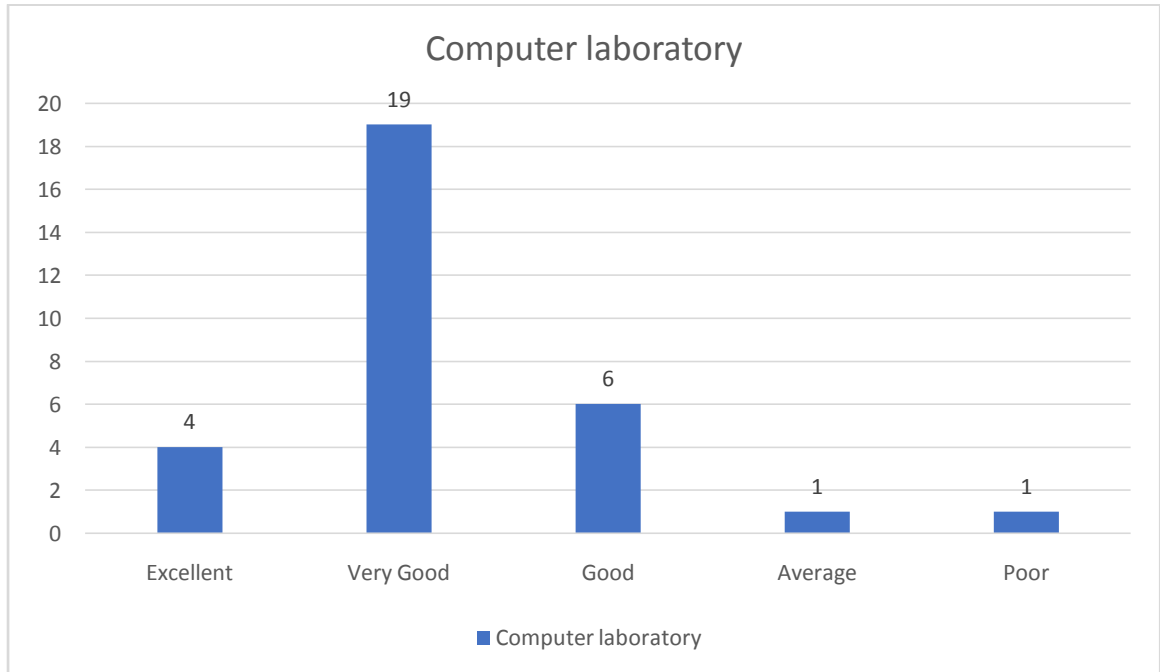
7. Library facilities

	Excellent	Very Good	Good	Average	Poor	Total
No of Responses	11	18	01	01	0	31
In %	35.48%	58.06%	3.22%	3.22%	0	100



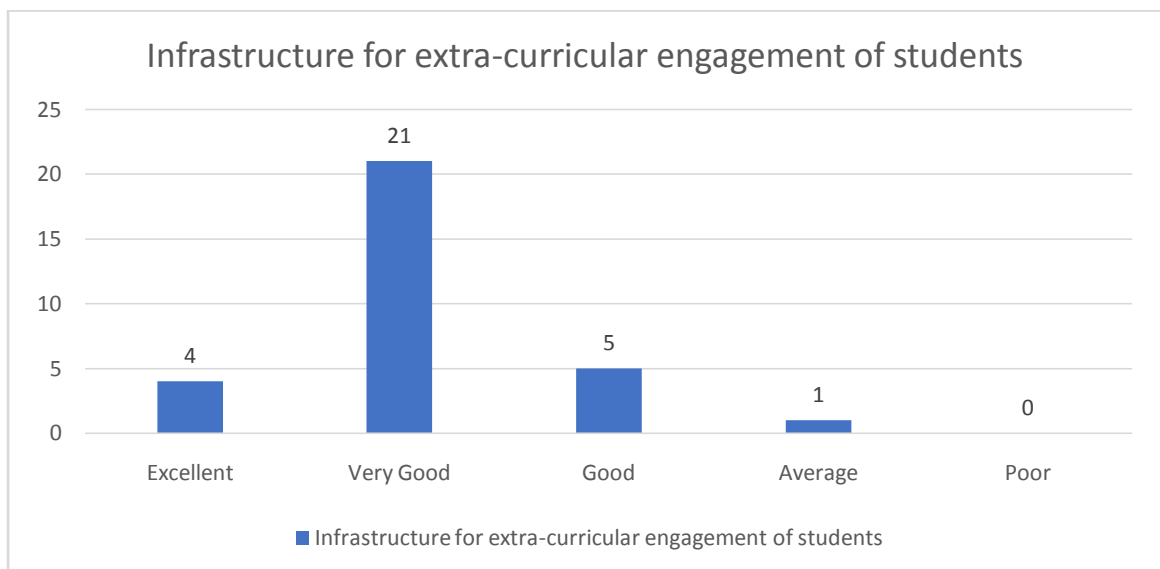
8. Computer laboratory

	Excellent	Very Good	Good	Average	Poor	Total
No of Responses	04	19	06	01	01	31
In %	12.90%	61.29%	19.35%	3.23%	3.23%	100



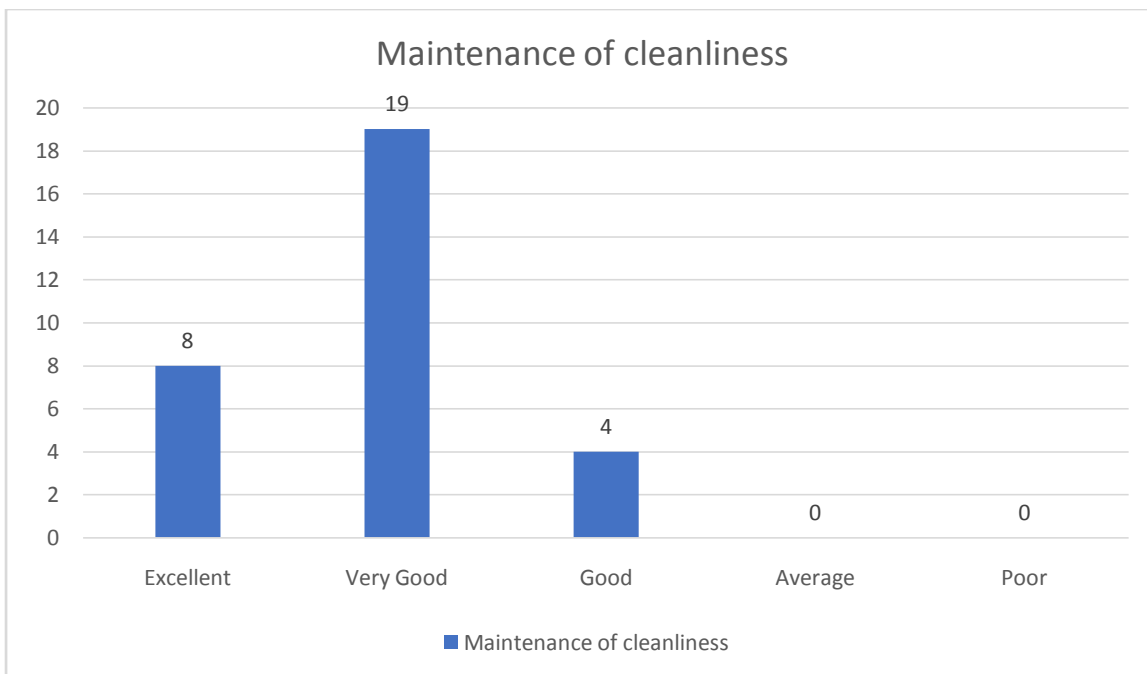
9. Infrastructure for extra-curricular engagement of students

	Excellent	Very Good	Good	Average	Poor	Total
No of responses	04	21	05	01	0	31
In %	12.90%	67.74%	16.13%	3.23%	0	100



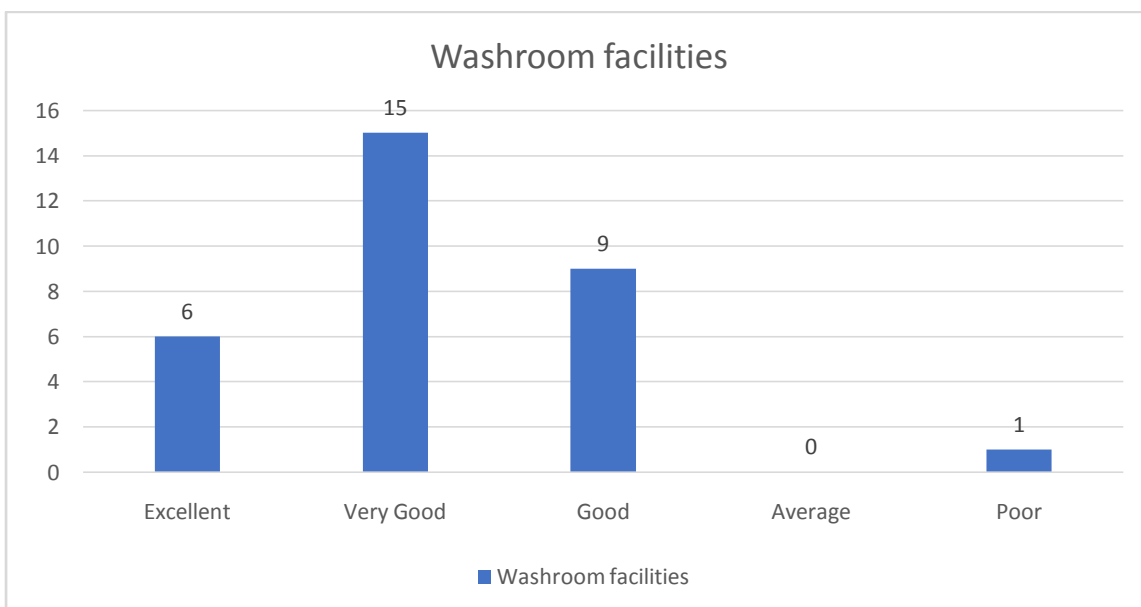
10. Maintenance of cleanliness

	Excellent	Very Good	Good	Average	Poor	Total
No of responses	08	19	04	0	0	31
In %	25.81%	61.29%	12.90%	0	0	100



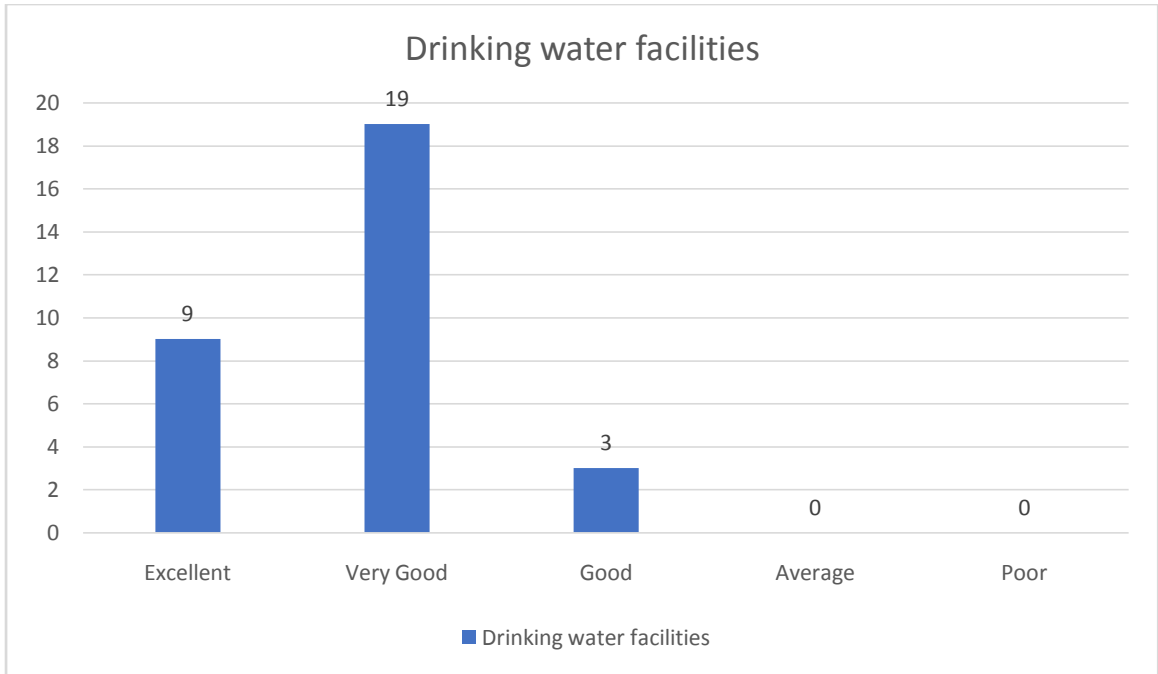
11. Washroom facilities

	Excellent	Very Good	Good	Average	Poor	Total
No of Responses	06	15	09	0	01	31
In %	19.35%	48.39%	29.03%	0	3.23%	100



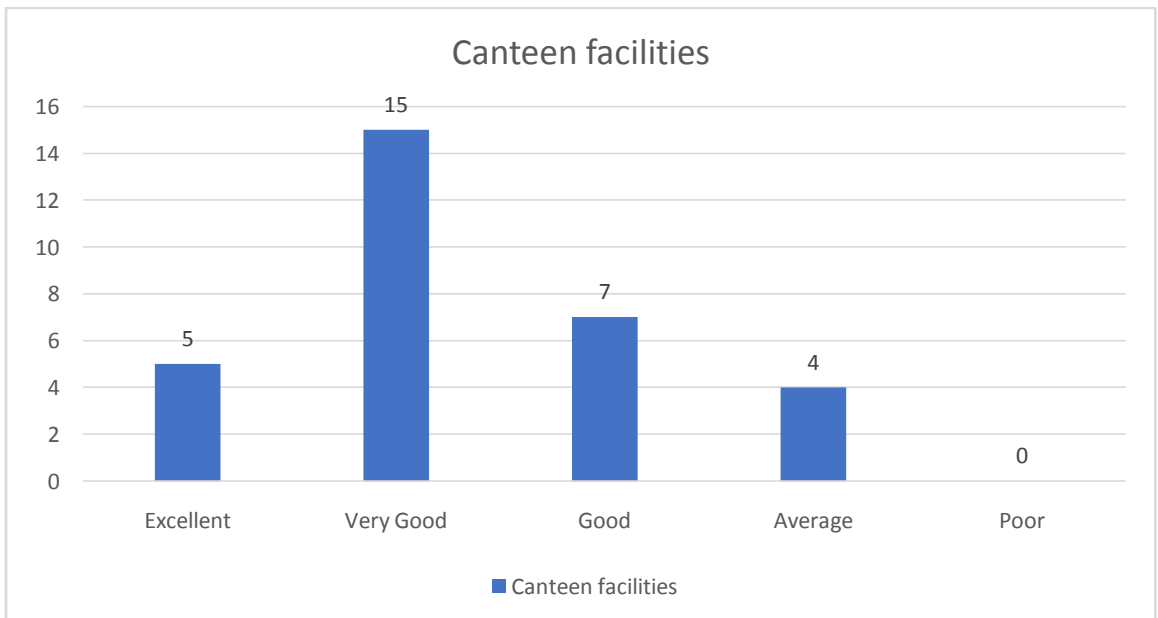
12. Drinking water facilities

	Excellent	Very Good	Good	Average	Poor	Total
No of Responses	09	19	03	0	0	31
In %	29.03%	61.29%	9.68%	0	0	100



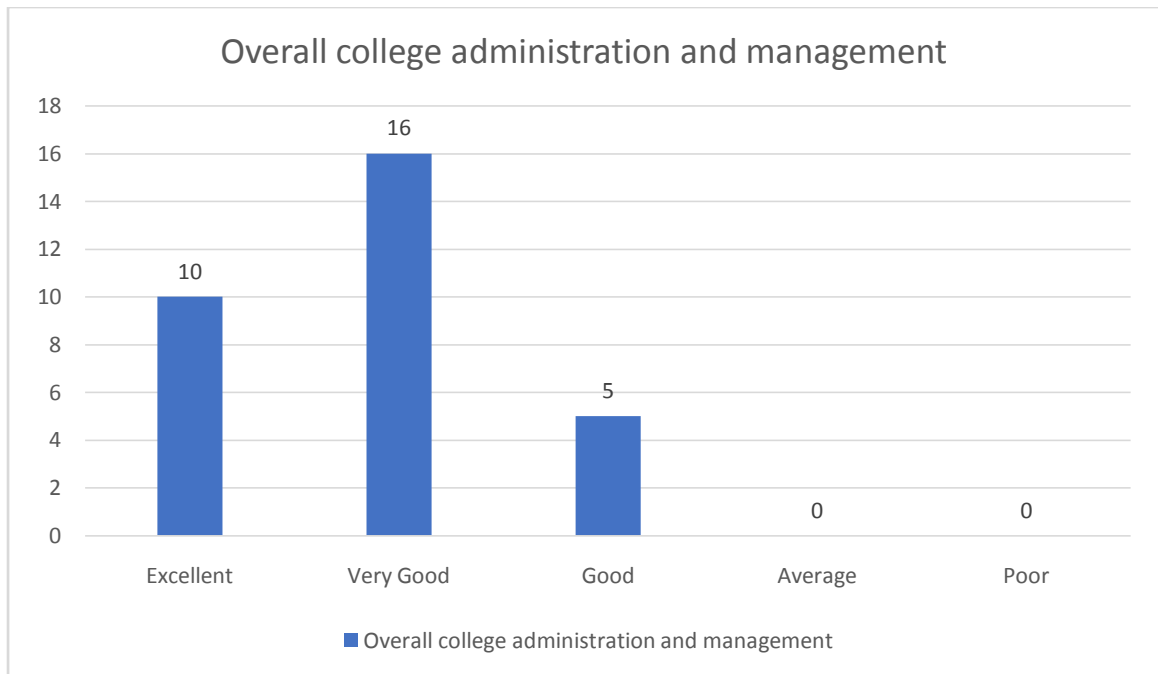
13. Canteen facilities

	Excellent	Very Good	Good	Average	Poor	Total
No of Responses	05	15	07	04	0	31
In %	16.13%	48.39%	22.58%	12.90%	0	100



14. Overall college administration and management

	Excellent	Very Good	Good	Average	Poor	Total
No of responses	10	16	05	0	0	31
In %	31.26%	51.63%	16.13%	0	0	100



Feedback Summary and Conclusion

The teachers' feedback of Pramathesh Barua College, Gauripur for the academic session 2019-20 was collected through questionnaires. 31 responses from teachers are received. The feedback focus on various aspects such as Classroom infrastructure, access to ICT, Access to Internet, facilities in teachers' common room, availability of stationery, environment for research, library facilities and so on.

Pramathesh Barua College has well infrastructure to support the student's community. 90.32% of the teachers is satisfied with the infrastructure facilities while 9.68% of the teachers voted as average infrastructure. College also has supportive infrastructure facilities for extra-curricular activities.

The teachers of the Pramathesh Barua College use ICT tools, PowerPoint presentation, teaching aids etc. They are well connected with students through email, WhatsApp etc. The teachers are very efficient. 90.32 % of the teachers are satisfied with the ICT facilities in the college campus.

Internet facilities has become an essential parts of educational institutions now-a-days. College provides a well-connected internet/Wi-Fi facility to its students and teachers for smooth functioning of their day-to-day work. 90.32% of the teachers are satisfied with internet facility available in the college campus.

The college administration had left no stone unturned in supporting and providing every facility to the teachers either it be facilities in teachers common room or stationery support for day-to-day work.

The library of the college supports reading and literacy among teachers and students' community. It forms habits and tradition among students. While the computer laboratory facility enhances the skills and analytical abilities of the students. 35.48% of the teachers agrees that college has excellent library facility. Similarly, 58.06% of the teachers gave as very good and 3.22% of the teachers agrees as a good library facility in the campus, while 3.22% of the teachers mark library facility as average. 93.54% of the teachers marked as excellent or very good or good in terms of computer lab facility in the campus.



The college has cleaned and green campus area. 100% of the teachers are satisfied with the maintenance of cleanliness in the college campus. Besides this, the college provides washroom facilities, drinking water facility and canteen facility. The overall administration and management is excellent since no teachers has marked it as either average or poor.

Suggestions

The teachers have given various suggestions to improve the facility in the college which are as follows: -

1. Building of the college is old which needs to be rebuilt again or must be repaired.
2. More smart classrooms need to be built.
3. College wi-fi network is poor. Internet facility in the college needs to be improved for taking online classes.

The above feedback analysis provides a valuation insights into both the strengths and weaknesses of the institution. The college administration is encouraged to consider these insights for planning and implantation for the next academic sessions to ensure improvements.