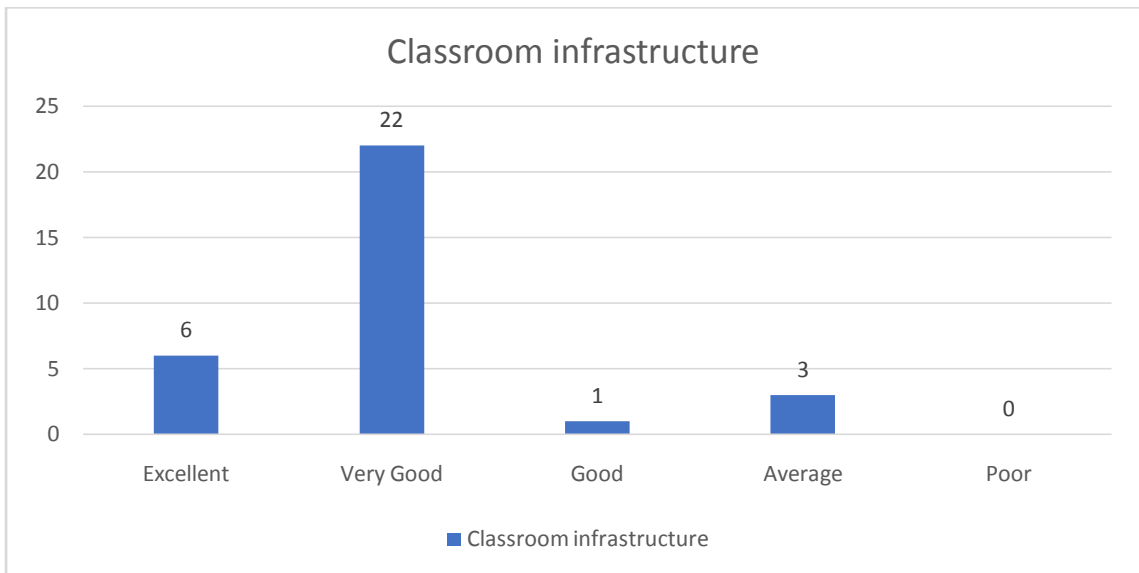




## Analysis of Teachers Feedback Data for academic Session 2020-21 P.B. College, Gauripur, Dist: Dhubri, Assam

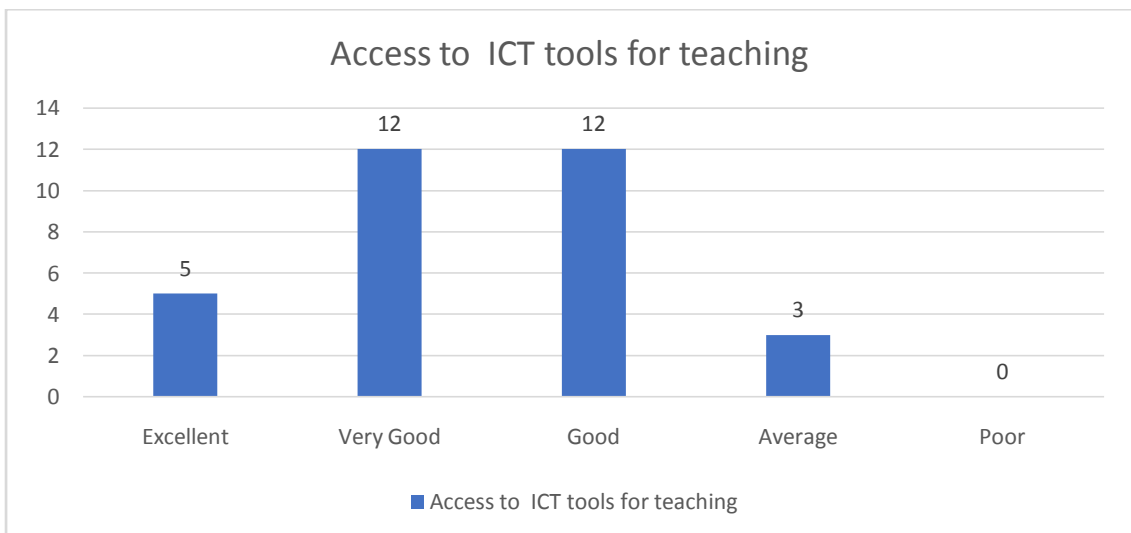
### 1. Classroom infrastructure

	Excellent	Very Good	Good	Average	Poor	Total
No of responses	06	22	01	03	0	<b>32</b>
In %	18.75%	68.75%	3.12%	9.38%	0	<b>100</b>



### 2. Access to ICT tools for teaching

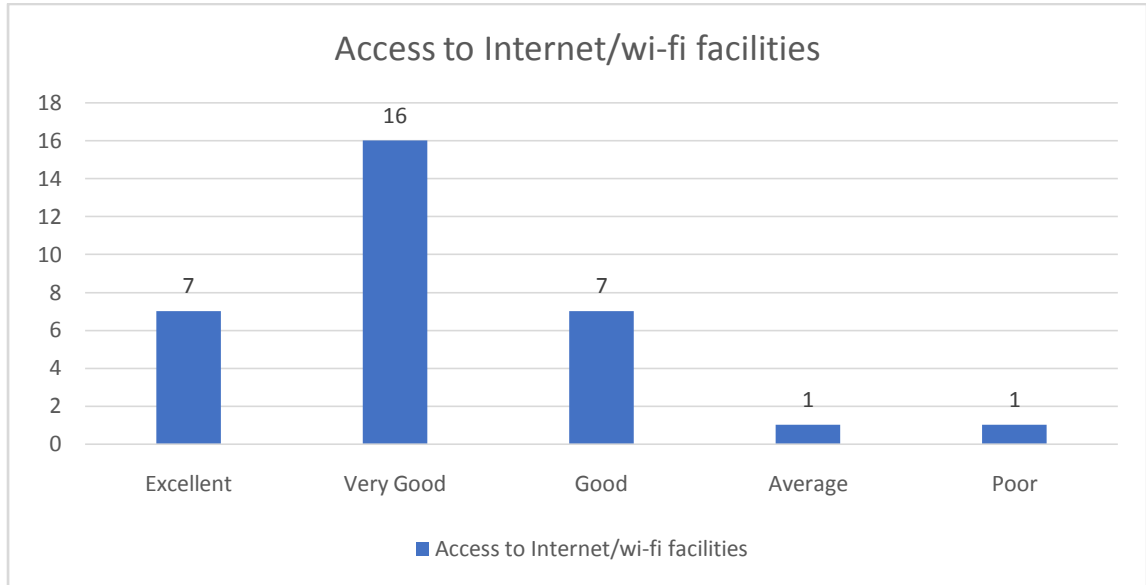
	Excellent	Very Good	Good	Average	Poor	Total
No of responses	05	12	12	03	0	<b>32</b>
In %	15.63%	37.50%	37.50%	9.37%	0	<b>100</b>





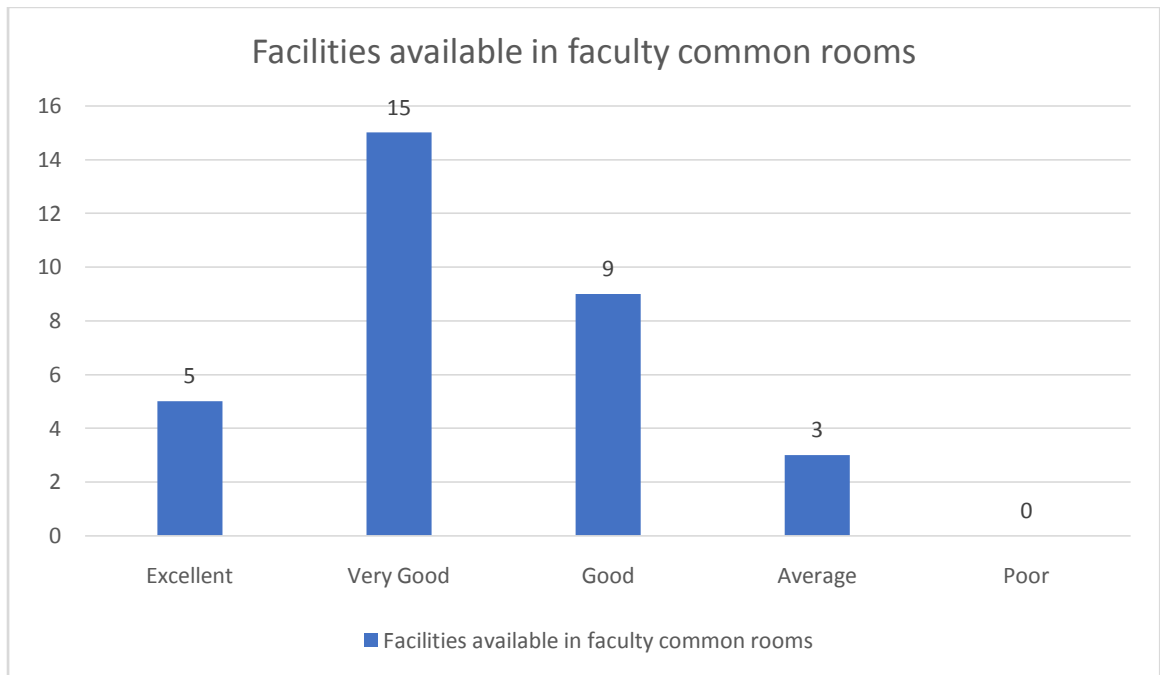
3. Access to Internet/Wi-fi facilities

	Excellent	Very Good	Good	Average	Poor	Total
No of responses	07	16	07	01	01	<b>32</b>
In %	21.88%	50%	21.88%	3.12%	3.12%	<b>100</b>



4. Facilities available in faculty common rooms

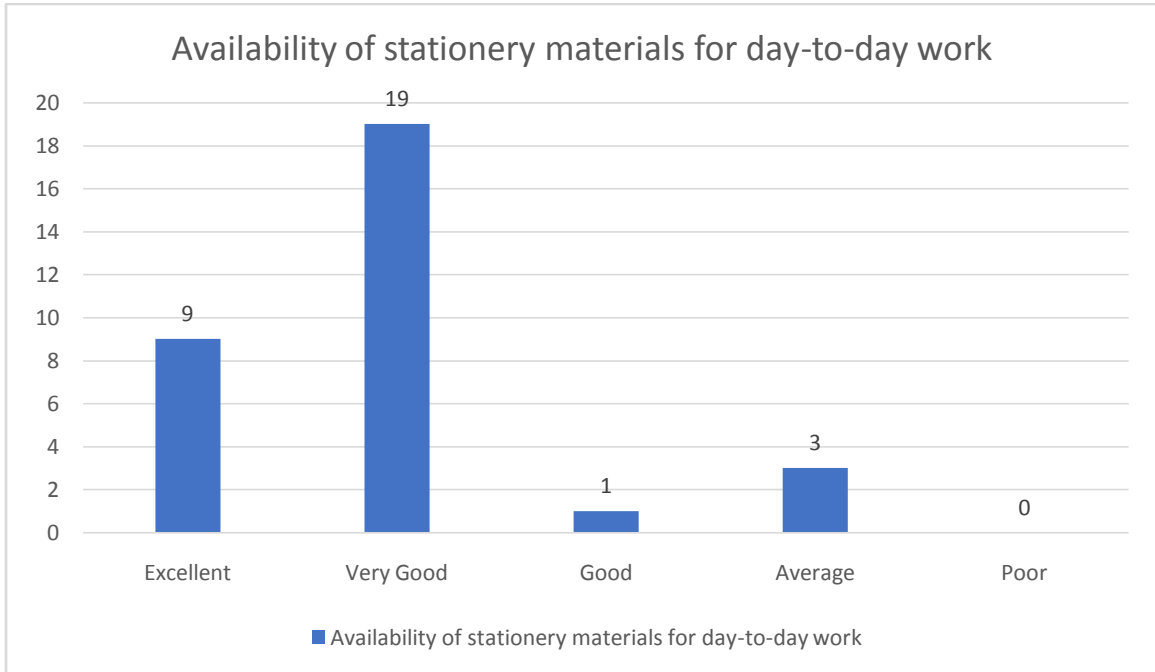
	Excellent	Very Good	Good	Average	Poor	Total
No of responses	05	15	09	03	0	<b>32</b>
In %	15.62%	46.87%	28.12%	9.37%	0	<b>100</b>





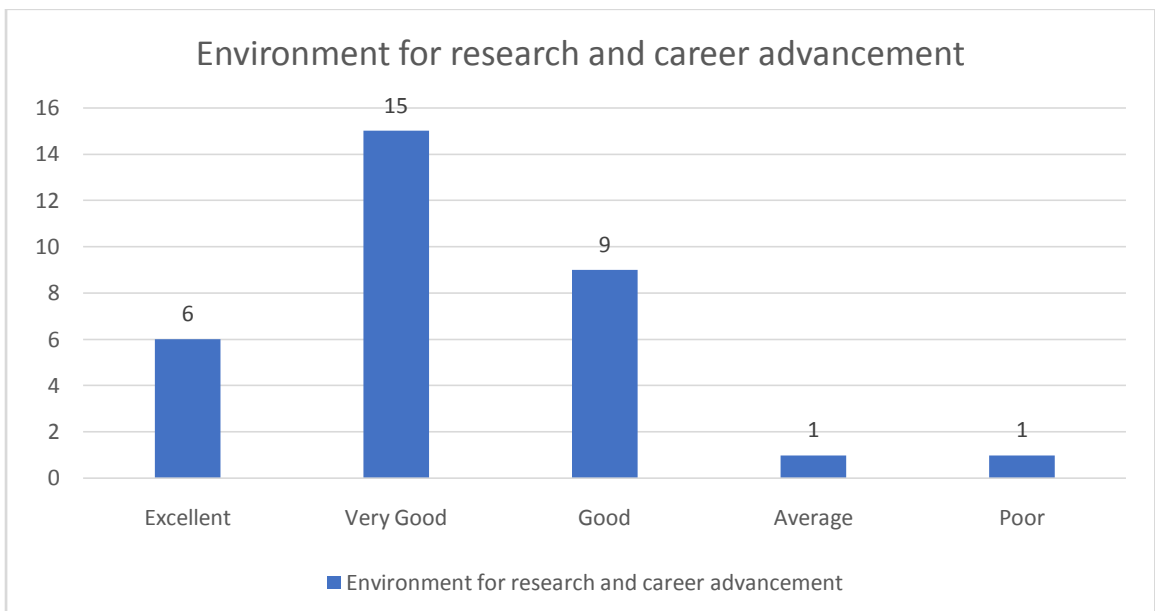
5. Availability of stationery materials for day-to-day work

	Excellent	Very Good	Good	Average	Poor	Total
No of responses	09	19	01	03	0	<b>32</b>
In %	28.12%	59.37%	3.12%	9.37%	0	<b>100</b>



6. Environment for Research and career Advancement

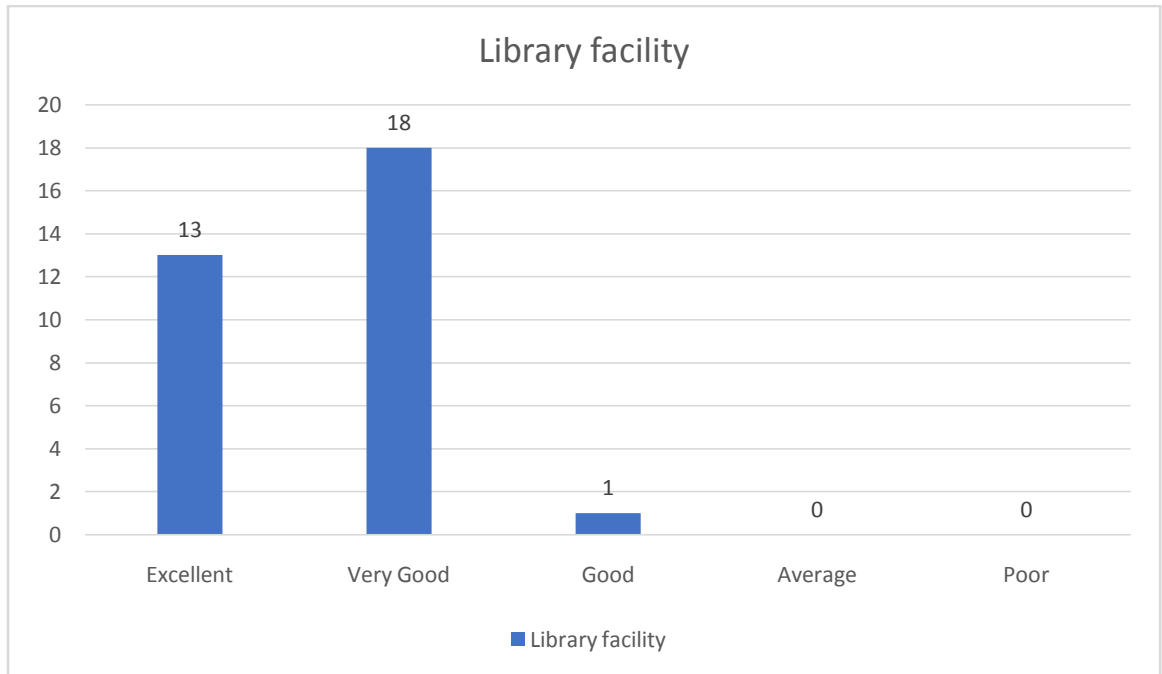
	Excellent	Very Good	Good	Average	Poor	Total
No of responses	06	15	09	01	01	<b>32</b>
In %	18.75%	46.88%	28.13%	3.12%	3.12%	<b>100</b>





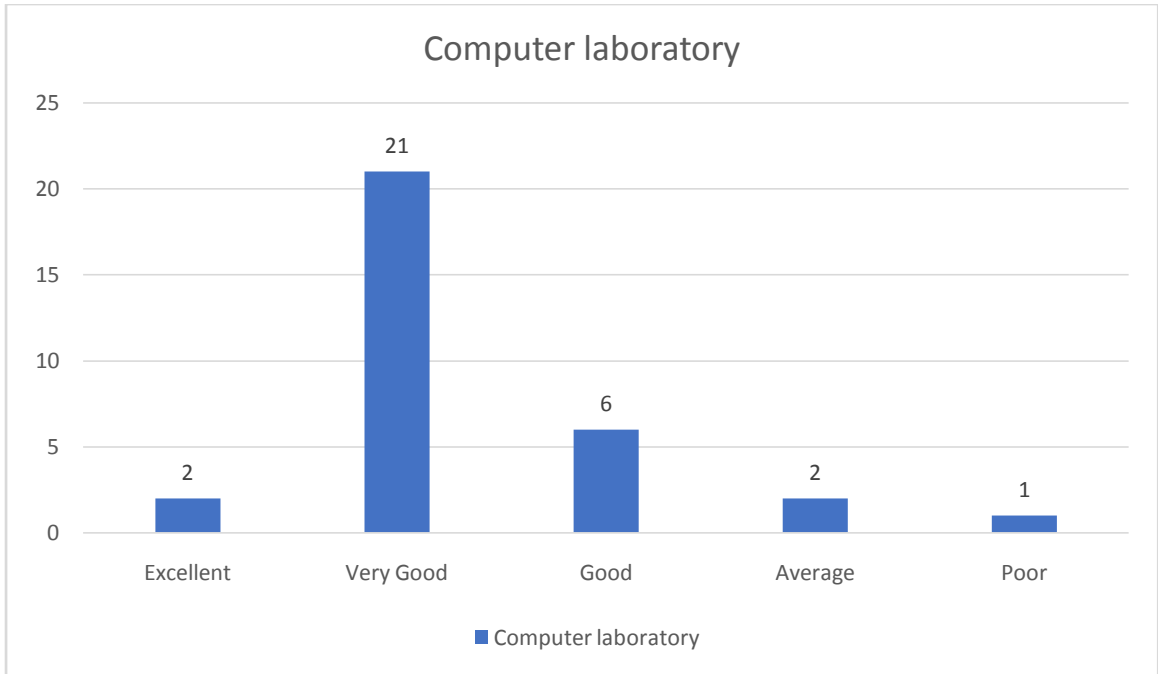
7. Library facilities

	Excellent	Very Good	Good	Average	Poor	Total
No of responses	13	18	01	0	0	<b>32</b>
In %	40.63%	56.25%	3.12%	0	0	<b>100</b>



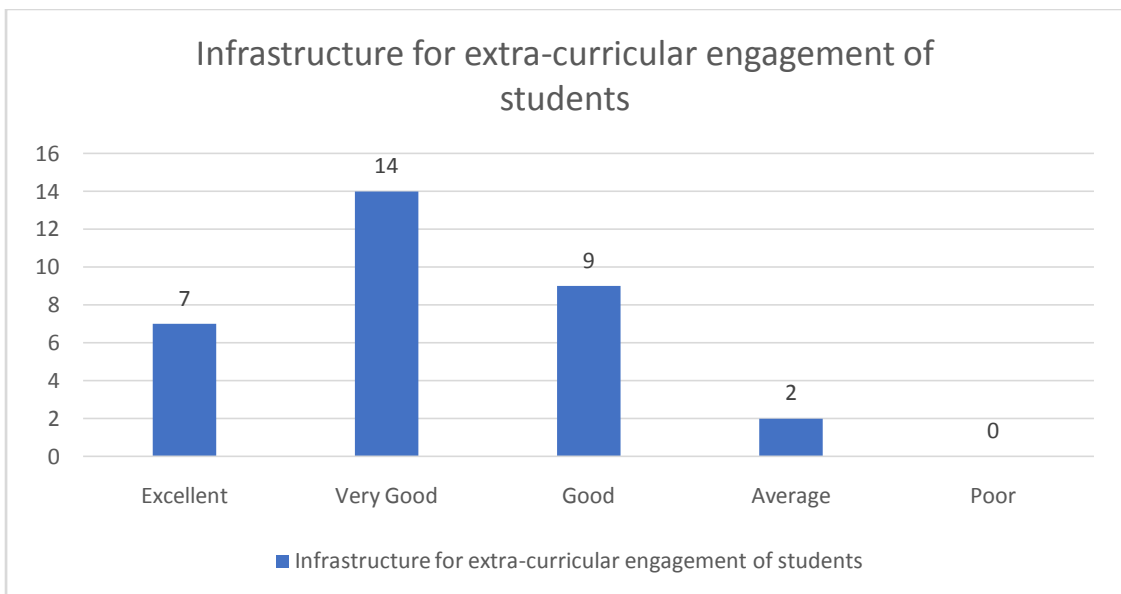
8. Computer laboratory

	Excellent	Very Good	Good	Average	Poor	Total
No of responses	02	21	06	02	01	32
In %	6.25%	65.63%	18.75%	6.25%	3.13%	100



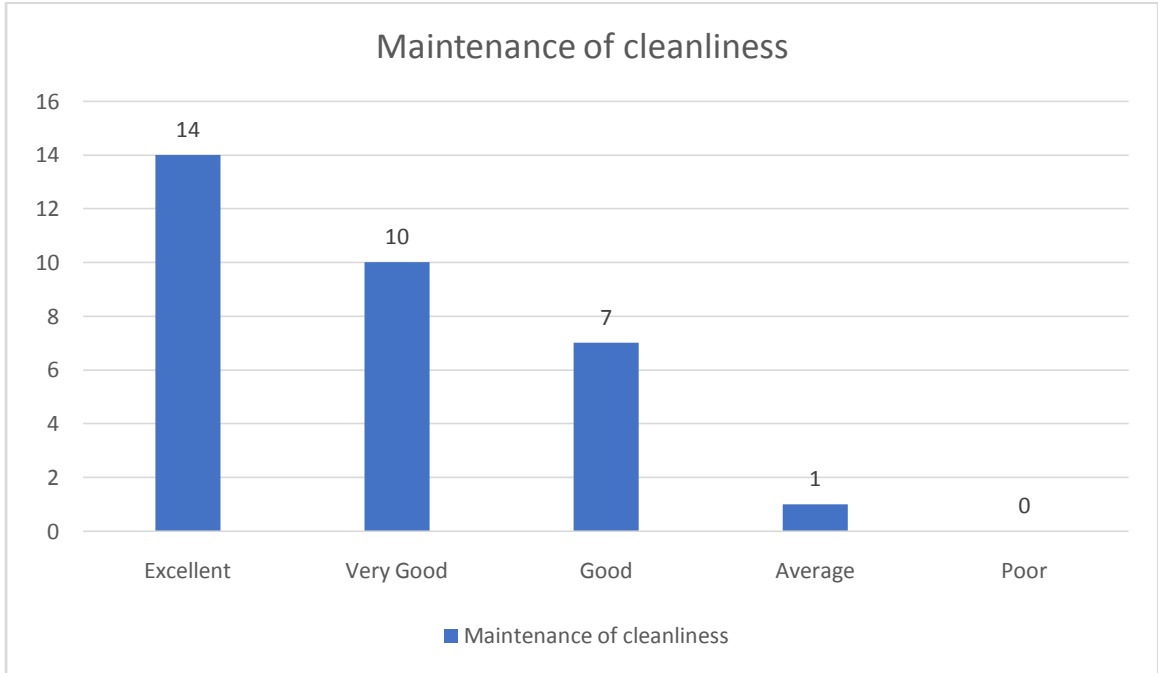
9. Infrastructure for extra-curricular engagement of students

	Excellent	Very Good	Good	Average	Poor	Total
Number of Responses	07	14	09	02	0	<b>32</b>
In Percentage	21.87%	43.75%	20.12%	6.25%	0	<b>100</b>



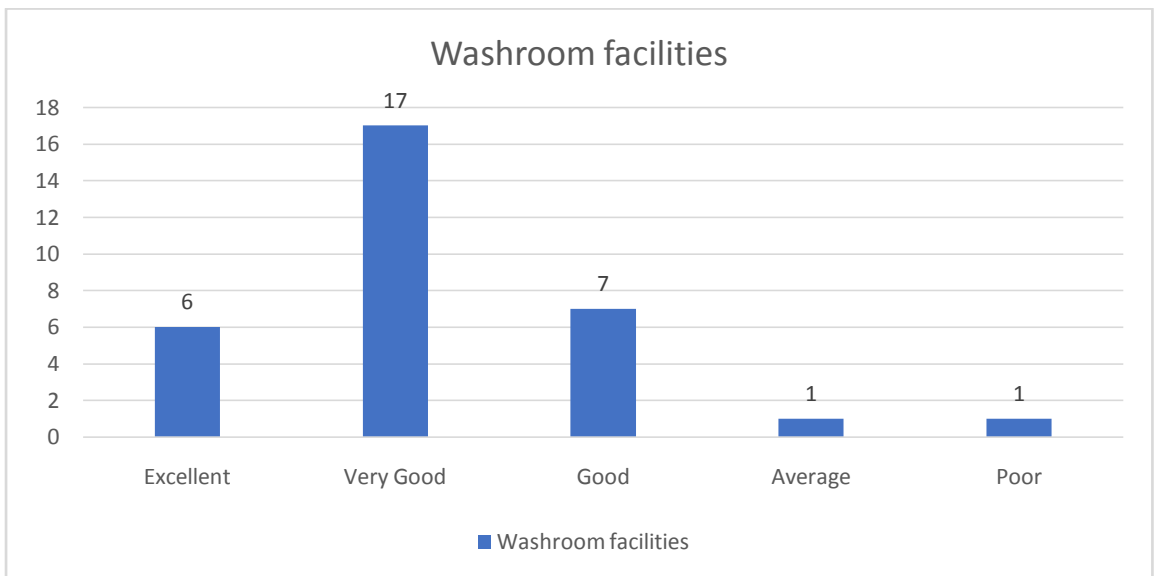
10. Maintenance of cleanliness

	Excellent	Very Good	Good	Average	Poor	Total
No of Responses	14	10	07	01	0	<b>32</b>
In %	43.75%	31.25%	21.88%	3.12%	0	<b>100</b>



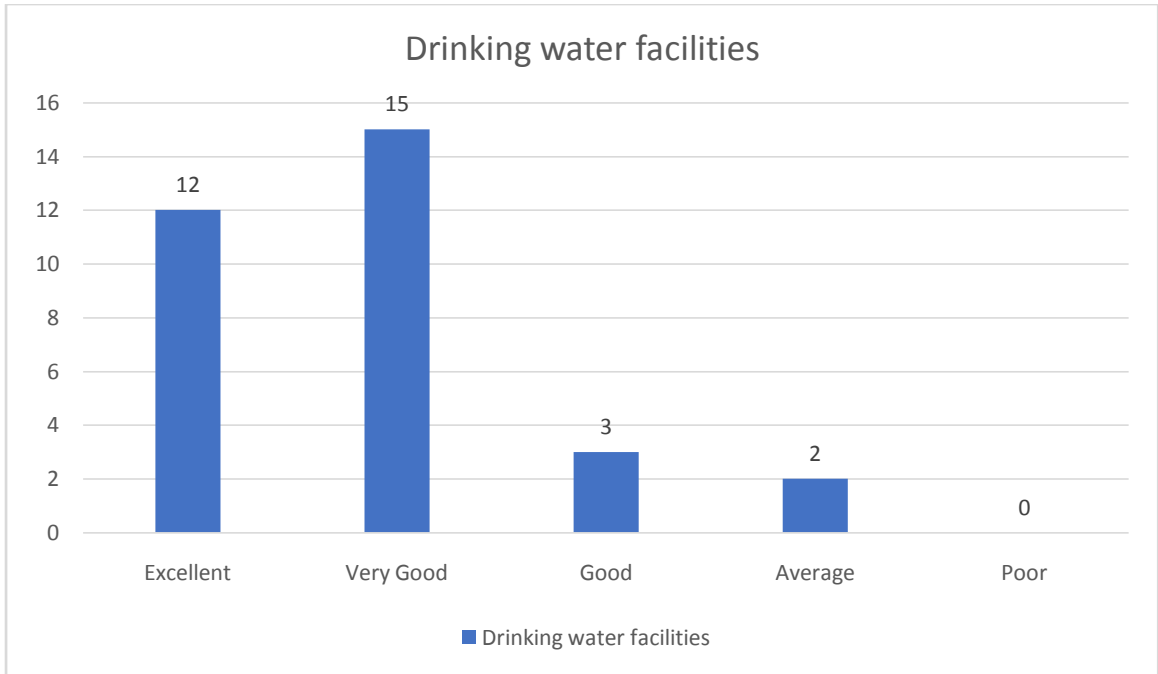
#### 11. Washroom facilities

	Excellent	Very Good	Good	Average	Poor	Total
No of Responses	06	17	07	01	01	<b>32</b>
In %	18.75%	53.13%	21.88%	3.12%	3.12%	<b>100</b>



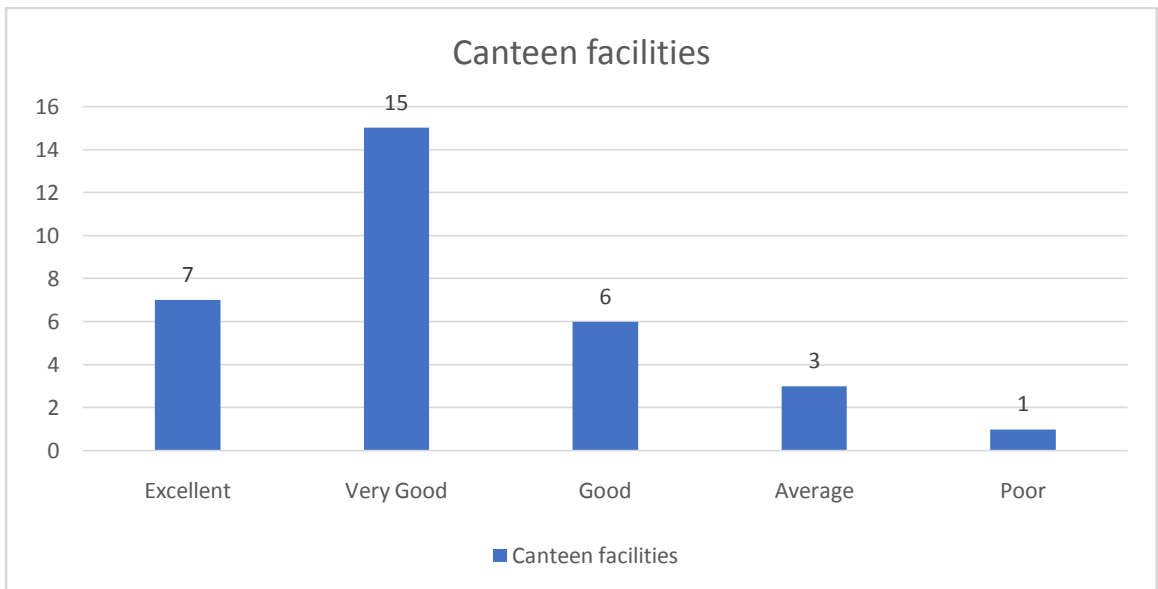
#### 12. Drinking water facilities

	Excellent	Very Good	Good	Average	Poor	Total
No of Responses	12	15	03	02	0	<b>32</b>
In %	37.50%	46.88%	9.37%	6.25%	0	<b>100</b>



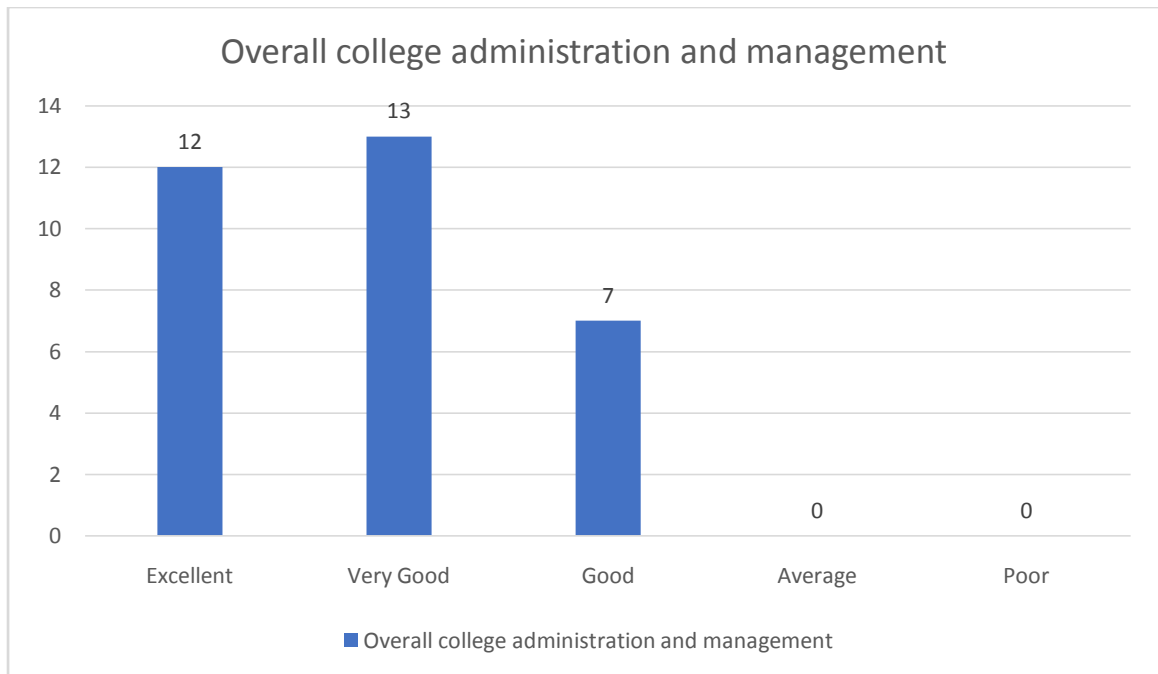
#### 13. Canteen facilities

	Excellent	Very Good	Good	Average	Poor	Total
No of Responses	07	15	06	03	01	<b>32</b>
In %	21.88%	46.88%	18.75%	9.37%	3.12%	<b>100</b>



#### 14. Overall college administration and management

	Excellent	Very Good	Good	Average	Poor	Total
No of Responses	12	13	07	0	0	<b>32</b>
In %	37.50%	40.62%	21.88%	0	0	<b>100</b>



### Feedback Summary and Conclusion

The teachers' feedback of Pramathesh Barua College, Gauripur for the academic session 2020-21 was collected from total 32 nos of teachers through questionnaires. The feedback focus on various aspects such as Classroom infrastructure, access to ICT, Access to Internet, facilities in teachers' common room, availability of stationery, environment for research, library facilities and so on. During analysis it has been observed that majority of the faculty members showed positive attitude towards the overall performance of the college. 90.62% of the teachers is satisfied with the infrastructure facilities while 9.32% of the teachers voted as average infrastructure. 90.63 % of the teachers are satisfied with the ICT facilities in the college campus. 93.76% of the teachers are satisfied with internet facility available in the college campus.

The library of the college supports reading and literacy among teachers and students' community. It forms habits and tradition among students. While the computer laboratory facility enhances the skills and analytical abilities of the students. 40.63% of the teachers agrees that college has excellent library facility. Similarly, 56.25% of the teachers gave as very good and 3.12% of the teachers agrees as a good library facility in the campus, while no teachers marked library facility either as average or poor. 90.62% of the teachers marked as excellent or very good or good in terms of computer lab facility in the campus.

The college has cleaned and green campus area. Besides this, the college provides washroom facilities, drinking water facility and canteen facility. The overall administration and management are excellent since no teachers has marked it as either average or poor.

### Suggestions

The teachers have given various suggestions to improve the facility in the college which are as follows: -

1. Building of the college is old which needs to be rebuilt again or must be repaired.
2. Internet facility in the college needs to be improved for taking online classes.
3. Computer facilities should be upgraded in the departments.
4. Toilets must be clean and safe to use with proper water and sanitation facilities.





The above feedback analysis provides a valuation insights into both the strengths and weaknesses of the institution. The college administration is encouraged to consider these insights for planning and implantation for the next academic sessions to ensure improvements.